

G-SERIE. G-SERIES

SEITENKANAL. SIDE CHANNEL



Elmo Rietschle®



VAKUUM EXPERTEN



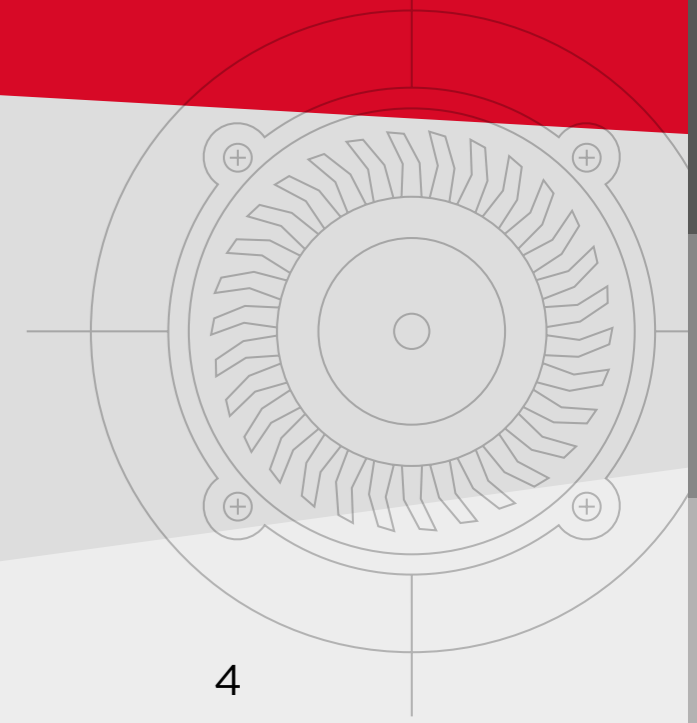
VAKUUM
VACUUM



DRUCK
PRESSURE


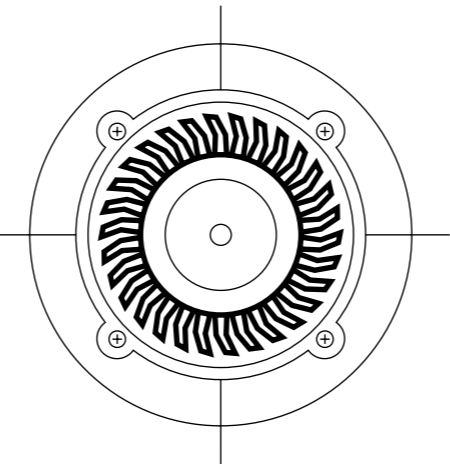
INHALT CONTENTS

EINLEITUNG INTRODUCTION	4
G-BH1	14
G-BH2	42
G-BH7	54
G-BH9	30
G-BH100	70
ATEX	72
ZUBEHÖR ACCESSORIES	90



G-SERIES

SEITENKANALVERDICHTER DER G-SERIE G-SERIES SIDE CHANNEL BLOWER



Elmo Rietschle Seitenkanalverdichter haben seit vielen Jahrzehnten ihre Zuverlässigkeit Tag für Tag praktisch ohne Ausfallzeit im Einsatz bewiesen.

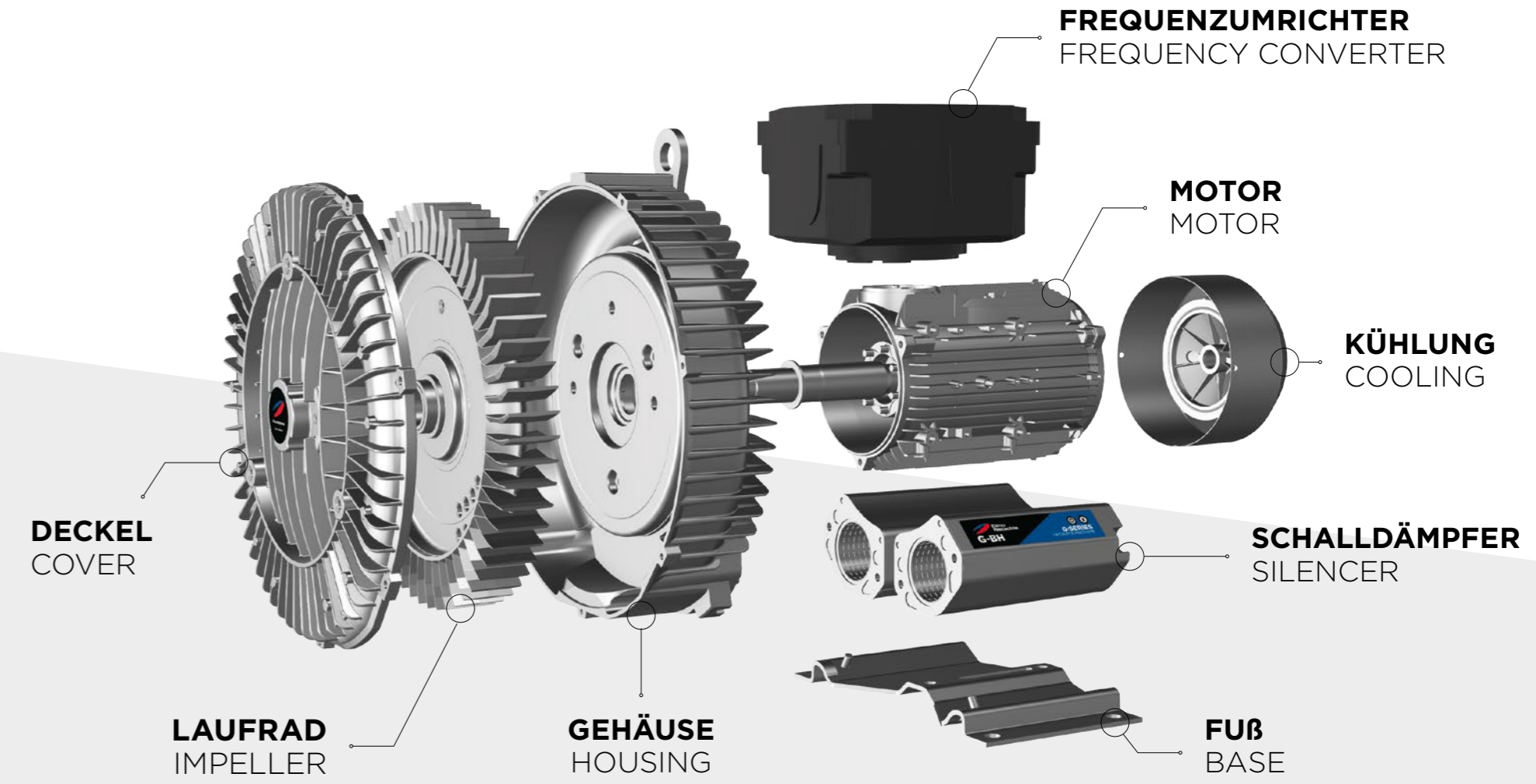
Erhältlich in einer großen Auswahl an Ausführungen mit Volumenströmen bis 3.000 m³/h und Differenzdrücken bis zu 1.000 mbar. Damit decken Sie die meisten Anforderungen flexibel und leistungsstark ab.

Die Seitenkanalverdichter der G-Serie verfügen über Motoren im Spannungsbereich für 50 / 60 / 87 und 100 Hz in der Schutzart IP 55 oder höher (IP56 oder IP65) (Isolationsklasse F) und sind UL 507 und CSA 22.2 Nr. 113 zugelassen auch mit ATEX-Zertifizierung erhältlich.

Elmo Rietschle Side Channel Blowers have proven their reliability in service for many decades, performing flawlessly day in and day out with virtually no down time.

Available in a wide selection of performance ranges up to 3,000 m³/h and differential pressures of up to 1,000 mbar. They cover most requirements flexibly and powerfully.

The G-Series side channel blowers feature voltage range motors for 50 / 60 / 87 and 100Hz in protection class IP 55 or higher (IP56 or IP65) (insulation class F) and are UL 507 and CSA 22.2 No. 113 approved and are also available with ATEX certification.



G-SERIES



VORTEILE AUF EINEN BLICK

- + ZUVERLÄSSIG UND LANGLEBIG, PRAKTISCH WARTUNGSFREI
- + ROBUST UND DOCH LEICHT
- + FÜR DEN WELTWEITEN EINSATZ
- + EINSTELLBARE DREHZAHLENGELUNG
- + VARIABLE LEISTUNGSSTEUERUNG

ADVANTAGES AT A GLANCE

- + RELIABLE AND BUILT-TO-LAST, VIRTUALLY MAINTENANCE FREE
- + ROBUST YET LIGHT WEIGHT
- + FOR USE WORLDWIDE
- + ADJUSTABLE SPEED CONTROL
- + VARIABLE PERFORMANCE CONTROL

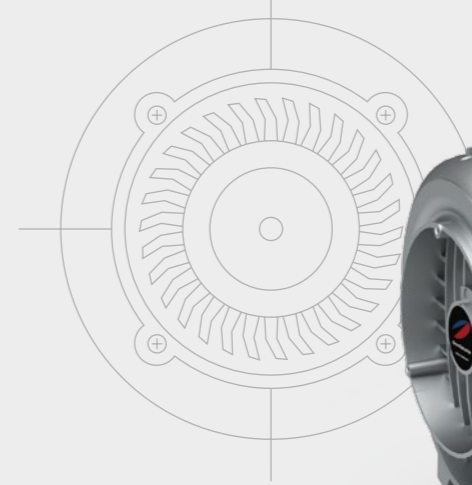
INDUSTRIEN INDUSTRIES

An eine Vielzahl von Branchen und Anwendungen anpassbar.

- + LEBENSMITTEL- UND NON-FOOD-VERPACKUNG
- + LEBENSMITTLERARBEITUNG
- + GETRÄNKEINDUSTRIE
- + MILCHINDUSTRIE
- + CHEMIE & PHARMAZIE
- + KUNSTSTOFFINDUSTRIE
- + DRUCK- UND PAPIERINDUSTRIE
- + INDUSTRIELLE TEILEREINIGUNG
- + UMWELTTECHNIK
- + CARBON CAPTURE
- + BRENNSTOFFZELLENINDUSTRIE


Adaptable to a wide variety of industries and applications.

- + FOOD & NON-FOOD PACKAGING
- + FOOD PROCESSING
- + BEVERAGE INDUSTRY
- + DAIRY INDUSTRY
- + CHEMICAL & PHARMACEUTICAL
- + PLASTICS INDUSTRY
- + PRINTING AND PAPER INDUSTRY
- + INDUSTRIAL PARTS CLEANING
- + ENVIRONMENTAL ENGINEERING
- + CARBON CAPTURE
- + FUEL CELL INDUSTRY

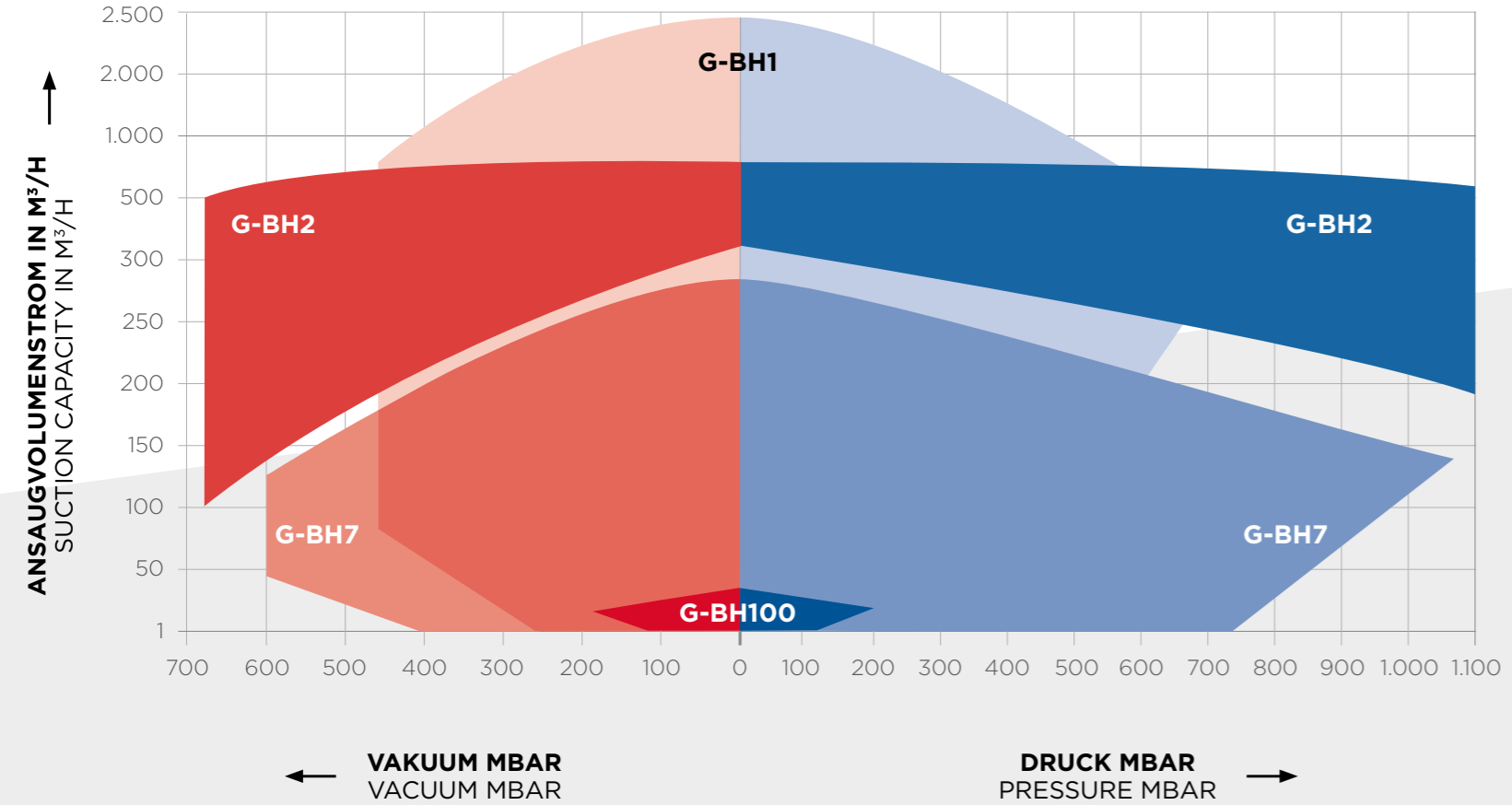


AIRMAP & PRODUKTÜBERSICHT

AIRMAP & PRODUCT OVERVIEW



G-SERIES



G-BH1
 Ein klassischer Seitenkanalverdichter mit innovativer Technologie.
 A classic side channel vacuum pump with innovative Technology.



G-BH2
 Unübertroffener Differenzdruck für höhere Volumenströme.
 Unsurpassed at highest differential pressure for higher volume flow.



G-BH7
 Unübertroffener Differenzdruck für kleinere Volumenströme.
 Unsurpassed at highest differential pressure for lower volume flow.



G-BH100
 Klein und kompakt für niedrige Geräuschpegel und mobile Anwendungen.
 Small and compact for low volume and mobile applications.

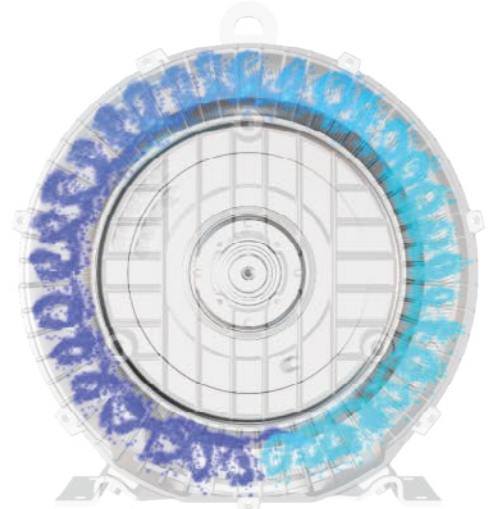


ATEX
 Profitieren Sie von neuen Anwendungsbereichen dieser Technik.
 New applications for this technology.

Drehzahlregelung über Frequenzumrichter oder Elektronik für alle G_BH Typen verfügbar.
 Frequency converters are available across the G-BH1/9, G-BH2 and G-BH7 range.

FUNKTIONSPRINZIP

OPERATING PRINCIPLE



Das Laufrad der G-Serie ist direkt auf die Motorwelle montiert und verdichtet völlig berührungslos. Für höchste Betriebssicherheit und Gebrauchsdauer, auch bei hohen Differenzdrücken, sorgt die Anordnung der Lager außerhalb des Verdichterraumes.

Über den Einlass-Schalldämpfer (1) wird das Gas angesaugt und bei Eintritt in den Seitenkanal durch das rotierende Laufrad (3) spiralförmig in Umlaufrichtung beschleunigt. Das Gas wird durch die Wirkung der Zentrifugalkraft in den Schaufelrädern radial nach außen beschleunigt und an der Innenwandung des Seitenkanals (2) dem Laufrad wieder zugeführt. Mit jedem Wiedereintritt in das Laufrad wird kinetische Energie entlang des Seitenkanals in Umlaufrichtung dem Gas zugeführt und der Druck erhöht sich.

Am Unterbrecher verringert sich der Querschnitt des Seitenkanals, das Gas wird vom Schaufelrad abgestreift und verlässt die Maschine durch den Auslass-Schalldämpfer (4).

The impeller in the G-Series machines is mounted directly on the motor shaft for contact free compression. Maximum operational reliability and service life, even at high differential pressures, is ensured by the arrangement of the bearings outside the compression chamber.

The gas is taken in through the inlet silencer (1). As the gas enters the side channel (2), the rotating impeller (3) imparts velocity to the gas in the direction of rotation. Centrifugal force in the impeller blades accelerates the gas outward and the pressure increases.


Every rotation adds kinetic energy, resulting in further increase of pressure along the side channel. The side channel narrows at the rotor, sweeping the gas off the impeller blades and discharging it through the outlet silencer (4).

3
LAUFRAD
IMPELLER

2
SEITENKANAL
SIDE CHANNEL

4
AUSLASS-
SCHALLDÄMPFER
OUTLET SILENCER

1
EINLASS-
SCHALLDÄMPFER
INLET SILENCER



FINDEN SIE HERAUS WAS AM BESTEN FÜR IHRE ANFORDERUNGEN PASST

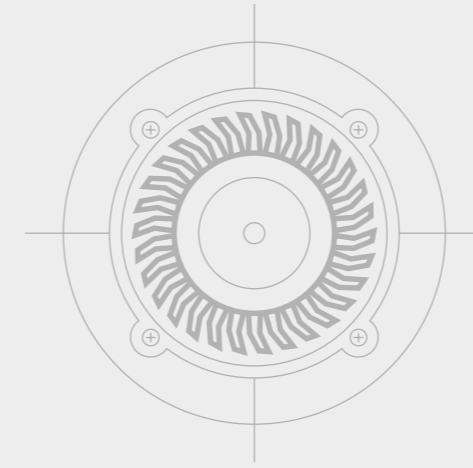
FIND THE BEST FIT FOR YOUR REQUIREMENTS

EINSTUFIG

Einstufige Seitenkanalverdichter übertragen kinetische Energie eines rotierenden Laufrads auf ein gepumptes Medium und wandelt es in Druck um, der zur Erzeugung eines Luft- oder Gasstroms in verschiedenen industriellen Anwendungen verwendet wird. Es funktioniert mit einem einzelnen Rotor mit Laufradschaufeln, die in einem Gehäuse rotieren und so Luft- oder Gasblasen mit niedrigem Druck erzeugen. Einstufige Seitenkanalverdichter der G-Serie sind bekannt für ihre Einfachheit, kompakte Größe und praktisch keinen Wartungsaufwand. Sie finden Anwendung bei Aufgaben wie Trocknen, Vakuumverpacken und Abwasseraufbereitung, bei denen moderate Druckunterschiede ausreichen.

SINGLE STAGE

A single-stage side channel blower transfers kinetic energy of a rotating impeller to the pumped medium, converting it into pressure used to generate air or gas flow in various industrial applications. It operates by using a single rotor with impeller blades that rotate within a housing, creating pockets of low-pressure air or gas. G-Series Single-stage side channel blowers are known for their simplicity, compact size, and virtually non-existent maintenance requirements. They find use in tasks such as drying, vacuum packaging, and wastewater treatment, where moderate pressure differentials are sufficient.



ZWEISTUFIG / DREISTUFIG

Ein zwei- oder dreistufiger Seitenkanalverdichter baut auf den Prinzipien des einstufigen Designs auf, um höhere Druckverhältnisse und eine verbesserte Leistung zu erzielen. Es besteht aus zwei oder drei aufeinanderfolgenden Kompressionsstufen in einem kompakten Gehäuse. Die erste Stufe saugt, ähnlich dem einstufigen Gebläse, Luft oder Gas an und verdichtet sie in den Seitenkanälen. Allerdings wird die komprimierte Luft oder das komprimierte Gas anschließend durch eine zweite oder dritte Stufe geleitet, wo es einer weiteren Kompression unterliegt. Zwei- oder dreistufige Maschinen der G-Serie sind dafür bekannt, dass sie im Vergleich zum Betrieb eines einstufigen Verdichters eine verbesserte Energieeffizienz in Anwendungen bieten, in denen höhere Drücke für eine optimale Systemleistung entscheidend sind, z. B. pneumatische Förderung.

DOUBLE / TRIPLE STAGE

A double or triple stage side channel blower, builds upon the principles of the single-stage design to achieve higher pressure ratios and enhanced performance. It consists of two or three consecutive stages of compression within a compact housing. The first stage, similar to the single-stage blower, draws in air or gas and compresses it within the side channels. However, the compressed air or gas is then passed through a second or third stage, where it undergoes further compression. G-Series double or triple stage machines are known for providing improved energy efficiency compared to running a single blowers in applications where higher pressures are crucial for optimal system performance, e.g. pneumatic conveying.





G-BH1

Unsere zuverlässigen G-BH1 Seitenkanalverdichter arbeiten 20.000 Betriebsstunden wartungsfrei.

Frequenzumrichter dienen zur Steuerung der Maschinenleistung, was bei Anwendungen mit variablen Betriebslasten vorteilhaft ist. Maschinen, die mit variablen Drehzahlen arbeiten verbessern die Saugleistung.

Unsere Seitenkanalverdichter gibt es in großer Auswahl. Mit Flexibilität und Leistung decken diese Seitenkanalverdichter eine Vielzahl anspruchsvoller Anwendungen ab.

- Volumenstrom 50 bis 2.450 m³/h
- Volumenstrom 29,4 bis 1.441,2 cfm
- Differenzdruck bis 780 mbar

Our reliable G-BH1 side channel vacuum pump is reliable and delivers 20,000 operating hours between services and is virtually maintenance free.

Frequency converters are used to control machine output and speed, which is advantageous in applications with variable operating loads. Machines that work with variable speed drive features improve suction and high differential pressures.

Our regenerative blowers are available in a wide selection. With flexibility and power, these blowers cover a variety of demanding applications.

- Volume flow 50 to 2,450 m³/hr
- Volume flow 29.4 to 1,441.2 cfm
- Differential pressure of up to 780 mbar



VORTEILE AUF EINEN BLICK

- + ZUVERLÄSSIG UND LANGLEBIG, PRAKTISCH WARTUNGSFREI
- + ROBUST UND DOCH LEICHT
- + FÜR DEN WELTWEITEN EINSATZ
- + VARIABLE LEISTUNGSSTEUERUNG

ADVANTAGES AT A GLANCE

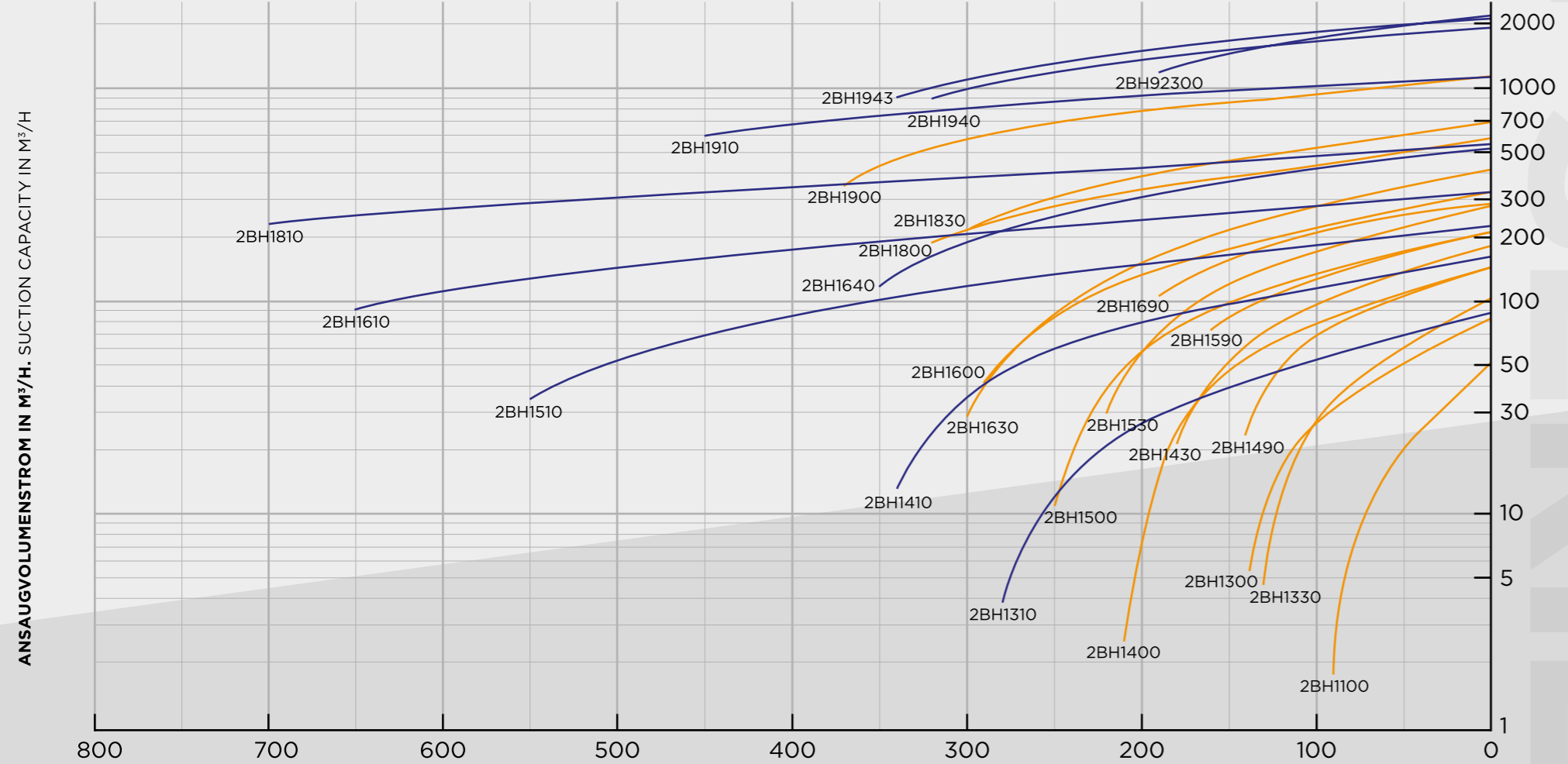
- + RELIABLE AND BUILT-TO-LAST, VIRTUALLY MAINTENANCE FREE
- + ROBUST YET LIGHT WEIGHT
- + FOR WORLDWIDE USE
- + VARIABLE PERFORMANCE CONTROL



G-BH1

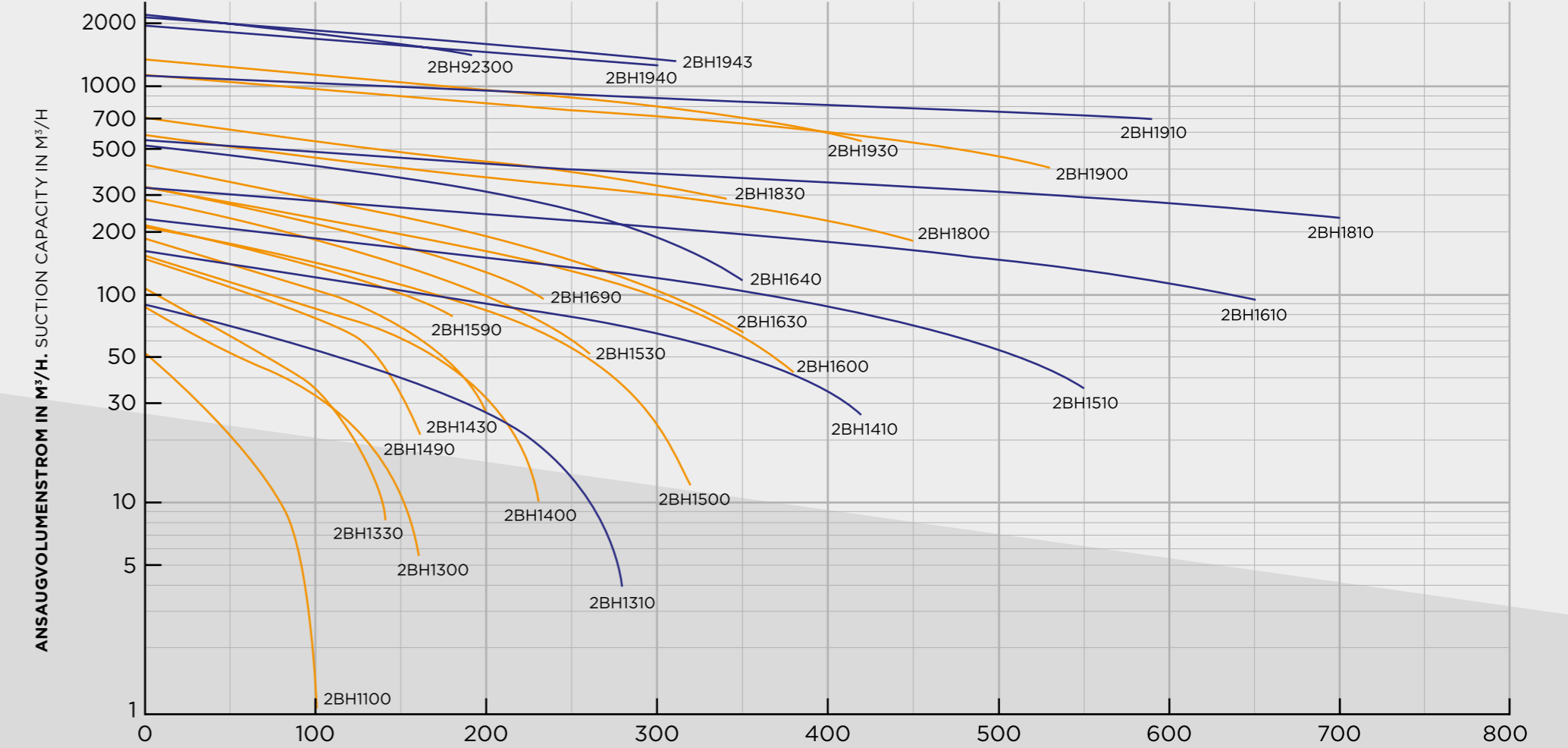


AUSWAHLÜBERSICHT G-BH1 50Hz VAKUUM | SELECTION OVERVIEW G-BH1 50Hz VACUUM



2BH1100 / 2BH1300 / 2BH1330 / 2BH1400 / 2BH1430 / 2BH1490 - P20. 2BH1500 / 2BH1530 / 2BH1590 - P22. 2BH1600 / 2BH1630 / 2BH1640 / 2BH1690 - P24.
2BH11800 / 2BH1830 - P26. 2BH1900 / 2BH1930 - P28. 2BH1940 / 2BH1943 / 2BH92300 - P30. 2BH1310 / 2BH1410 / 2BH1510 / 2BH1610 - P32. 2BH1810 / 2BH1910 - P34.

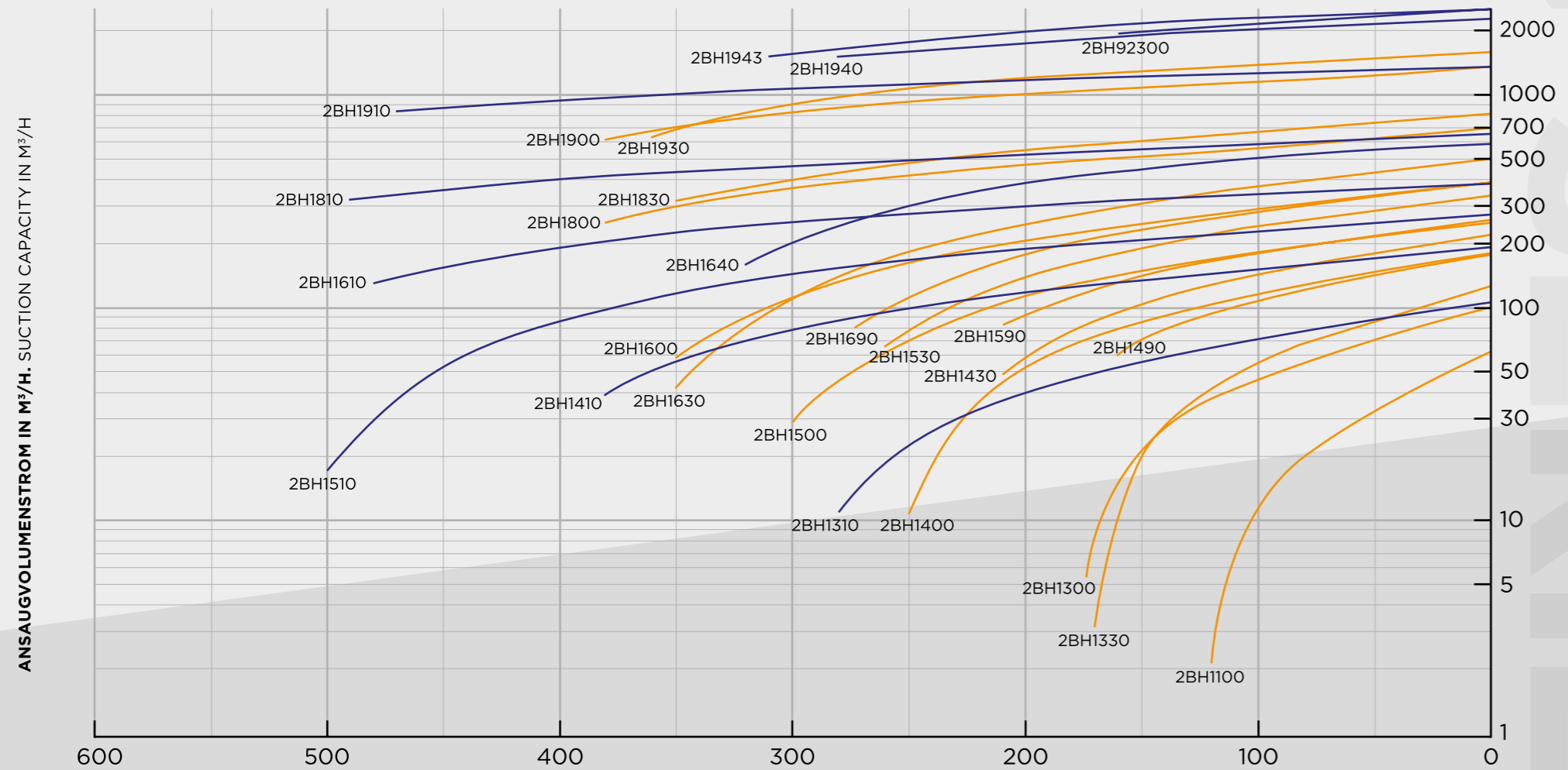
AUSWAHLÜBERSICHT G-BH1 50Hz DRUCK | SELECTION OVERVIEW G-BH1 50Hz PRESSURE



2BH1100 / 2BH1300 / 2BH1330 / 2BH1400 / 2BH1430 / 2BH1490 - P20. 2BH1500 / 2BH1530 / 2BH1590 - P22. 2BH1600 / 2BH1630 / 2BH1640 / 2BH1690 - P24.
2BH11800 / 2BH1830 - P26. 2BH1900 / 2BH1930 - P28. 2BH1940 / 2BH1943 / 2BH92300 - P30. 2BH1310 / 2BH1410 / 2BH1510 / 2BH1610 - P32. 2BH1810 / 2BH1910 - P34.



AUSWAHLÜBERSICHT G-BH1 60Hz VAKUUM | SELECTION OVERVIEW G-BH1 60Hz VACUUM

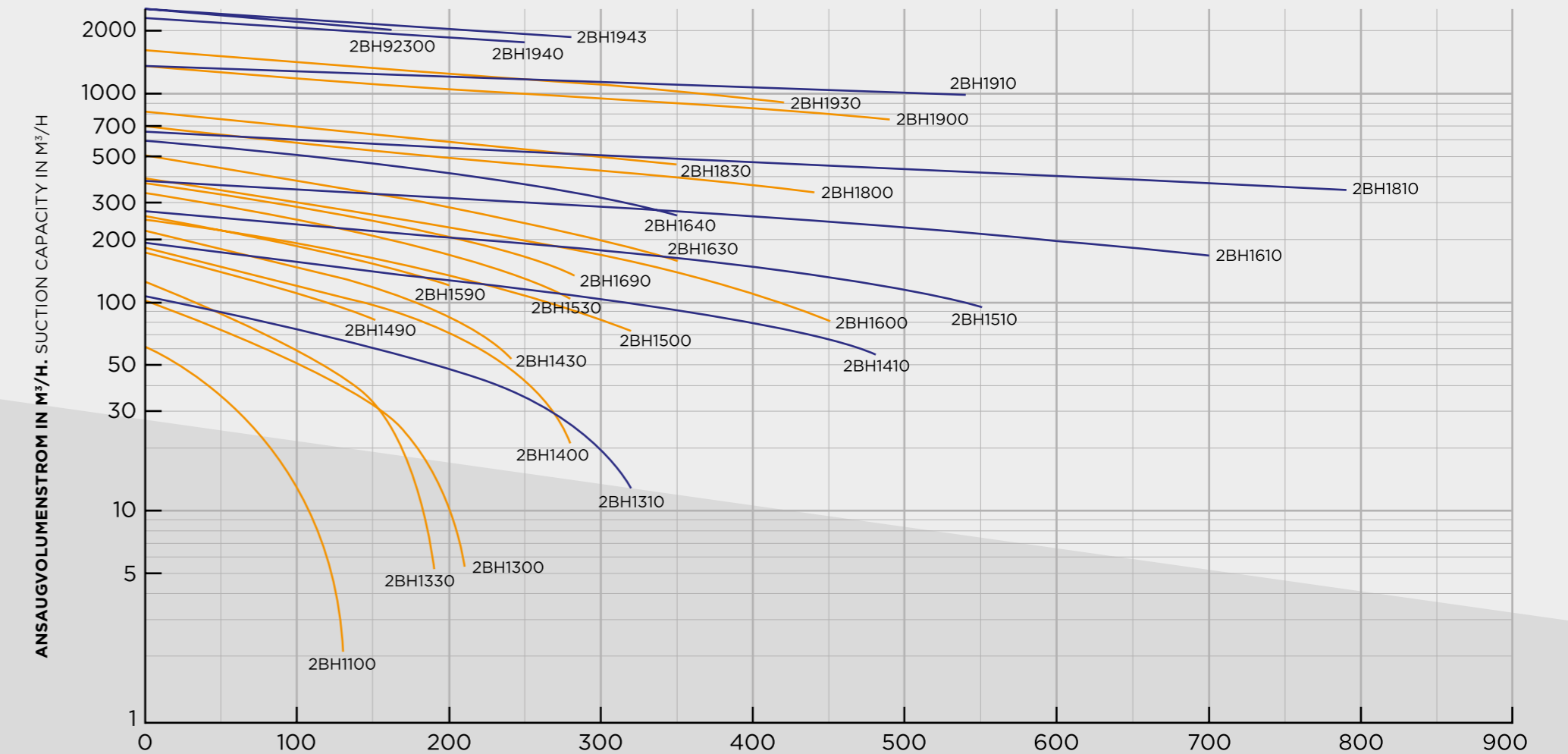


GESAMTDRUCKDIFFERENZ IN MBAR. TOTAL PRESSURE DIFFERENCE IN MBAR

2BH1100 / 2BH1300 / 2BH1330 / 2BH1400 / 2BH1430 / 2BH1490 - P20. 2BH1500 / 2BH1530 / 2BH1590 - P22. 2BH1600 / 2BH1630 / 2BH1640 / 2BH1690 - P24.
2BH1800 / 2BH1830 - P26. 2BH1900 / 2BH1930 - P28. 2BH1940 / 2BH1943 / 2BH92300 - P30. 2BH1310 / 2BH1410 / 2BH1510 / 2BH1610 - P32. 2BH1810 / 2BH1910 - P34.

■ EINSTUFIGE. SINGLE STAGE ■ ZWEISTUFIG / ZWEIFLUTIG. DOUBLE STAGE / DOUBLE FLOW.

AUSWAHLÜBERSICHT G-BH1 60Hz DRUCK | SELECTION OVERVIEW G-BH1 60Hz PRESSURE



GESAMTDRUCKDIFFERENZ IN MBAR. TOTAL PRESSURE DIFFERENCE IN MBAR

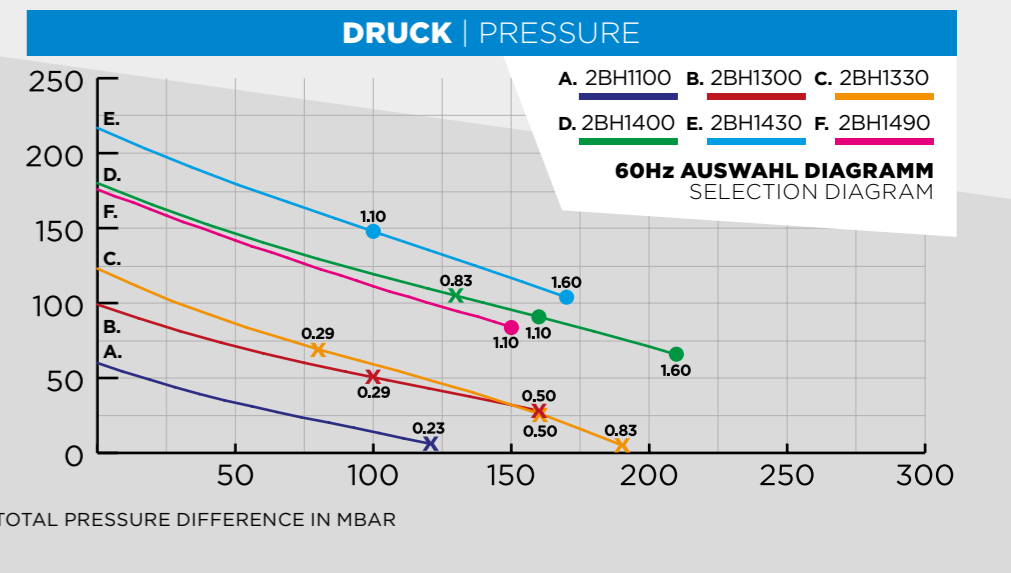
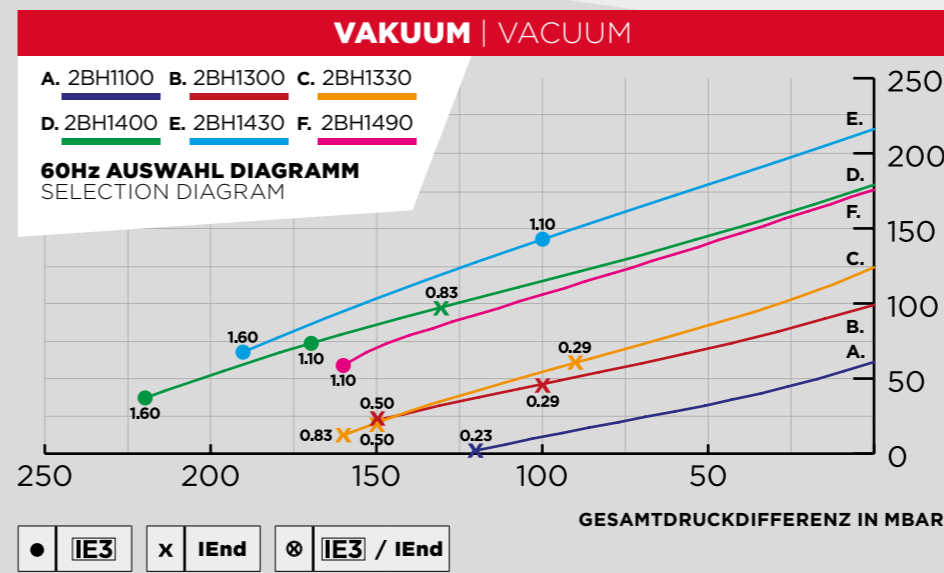
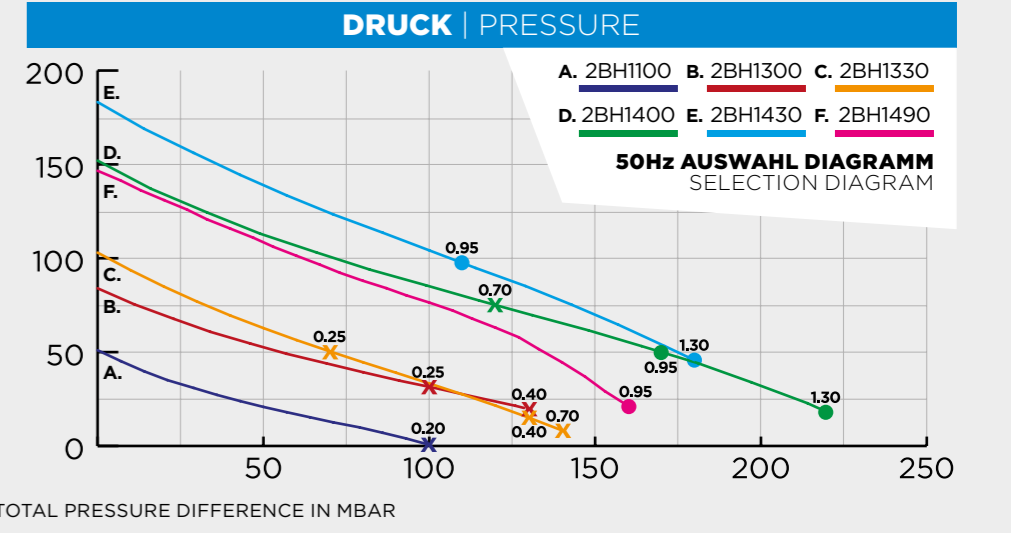
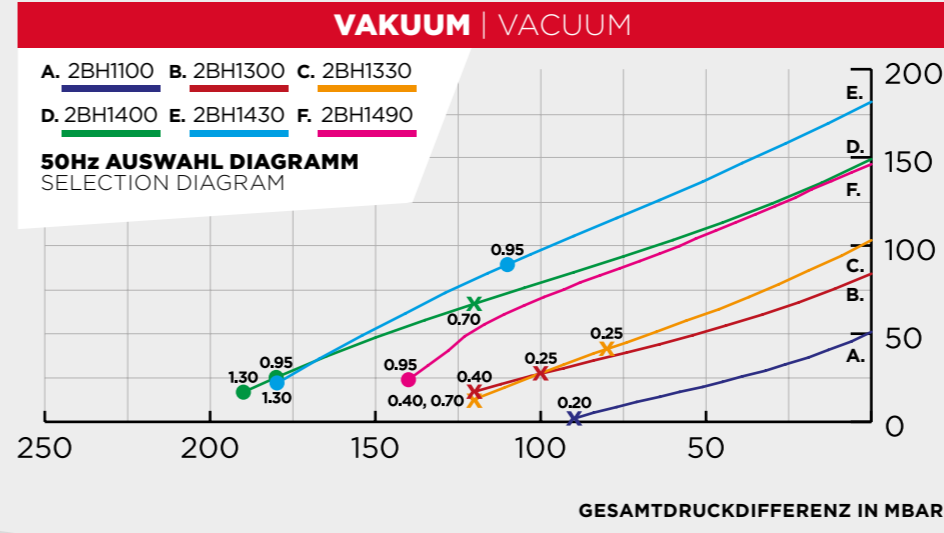
2BH1100 / 2BH1300 / 2BH1330 / 2BH1400 / 2BH1430 / 2BH1490 - P20. 2BH1500 / 2BH1530 / 2BH1590 - P22. 2BH1600 / 2BH1630 / 2BH1640 / 2BH1690 - P24.
2BH1800 / 2BH1830 - P26. 2BH1900 / 2BH1930 - P28. 2BH1940 / 2BH1943 / 2BH92300 - P30. 2BH1310 / 2BH1410 / 2BH1510 / 2BH1610 - P32. 2BH1810 / 2BH1910 - P34.

■ EINSTUFIGE. SINGLE STAGE ■ ZWEISTUFIG / ZWEIFLUTIG. DOUBLE STAGE / DOUBLE FLOW.



VAKUUMPUMPEN MIT DREIPHASEN-ASYNCHRONMOTOR; VOLUMENSTROM 50-200m³/h
VACUUM PUMPS WITH THREE PHASE ASYNCHRONOUS MOTOR; VOLUME FLOW 50-200m³/h

BESTELL-NR.	FREQUENZ	BEMESSUNGS			SCHALL DRUCKPEGEL	IE3	UL	Vakuumbegrenzungsventil Stück x Typ	Druckbegrenzungsventil Stück x Typ
		SPANNUNG	STROM	LEISTUNG					
ORDER NO.	Frequency	RATED			Sound pressure level				
	Hz	Voltage	Current	Power	dB(A)				
2BH1100-1AH06	50	200-240 Δ / 345-415 Y	1,39 Δ / 0,80 Y	0,20	50	IEEnd	✓	-	
	60	220-275 Δ / 380-480 Y	1,55 Δ / 0,90 Y	0,23	53				
2BH1300-1AH06	50	200-240 Δ / 345-415 Y	1,9 Δ / 1,1 Y	0,25	51	IEEnd	✓	1 x 2BX2 110/...141	
	60	220-275 Δ / 380-480 Y	1,74 Δ / 1,0 Y	0,29	55			1 x 2BX2 111/...143	
2BH1300-1AH16	50	200-240 Δ / 345-415 Y	2,4 Δ / 1,4 Y	0,40	58	IEEnd	✓	1 x 2BX2 110/...141	
	60	220-275 Δ / 380-480 Y	2,4 Δ / 1,4 Y	0,50	60			1 x 2BX2 111/...143	
2BH1330-1AH06	50	200-240 Δ / 345-415 Y	1,9 Δ / 1,1 Y	0,25	51	IEEnd	✓	1 x 2BX2 110/...141	
	60	220-275 Δ / 380-480 Y	1,74 Δ / 1,0 Y	0,29	55			1 x 2BX2 111/...143	
2BH1330-1AH16	50	200-240 Δ / 345-415 Y	2,4 Δ / 1,4 Y	0,40	58	IEEnd	✓	1 x 2BX2 110/...141	
	60	220-275 Δ / 380-480 Y	2,4 Δ / 1,4 Y	0,50	60			1 x 2BX2 111/...143	
2BH1330-1AH26	50	200-240 Δ / 345-415 Y	3,8 Δ / 2,2 Y	0,70	58	IEEnd	✓	1 x 2BX2 110/...141	
	60	220-275 Δ / 380-480 Y	3,75 Δ / 2,15 Y	0,83	60			1 x 2BX2 111/...143	
2BH1400-1AH06	50	200-240 Δ / 345-415 Y	3,8 Δ / 2,20 Y	0,70	63	IEEnd	✓	1 x 2BX2 110/...141	
	60	220-275 Δ / 380-480 Y	3,75 Δ / 2,15 Y	0,83	64			1 x 2BX2 111/...143	
2BH1400-0AQ16	50	220-240 Δ / 380-420 Y	3,7 Δ / 2,1 Y	0,95	61	IE3	✓	1 x 2BX2 110/...141	
	60	440-480 Y	2,1 Y	1,10	64			1 x 2BX2 111/...143	
2BH1400-0AQ26	50	220-240 Δ / 380-420 Y	4,9 Δ / 2,9 Y	1,30	61	IE3	✓	1 x 2BX2 110/...141	
	60	440-480 Y	2,8 Y	1,60	64			1 x 2BX2 111/...143	
2BH1430-0AQ16	50	220-240 Δ / 380-420 Y	3,7 Δ / 2,1 Y	0,95	61	IE3	✓	1 x 2BX2 110/...141	
	60	440-480 Y	2,1 Y	1,10	64			2 x 2BX2 114/...142	
2BH1430-0AQ26	50	220-240 Δ / 380-420 Y	4,9 Δ / 2,9 Y	1,30	61	IE3	✓	1 x 2BX2 110/...141	
	60	440-480 Y	2,8 Y	1,60	64			1 x 2BX2 111/...143	
2BH1490-0AQ16	50	220-240 Δ / 380-420 Y	3,7 Δ / 2,1 Y	0,95	61	IE3	✓	-	
	60	440-480 Y	2,1 Y	1,10	64			-	



Dokumente anzeigen | View Documents
Scannen, um Datenblätter, Bedienungsanleitung und andere Dokumente herunterzuladen | Scan to download datasheets, operating manual and other documentation.

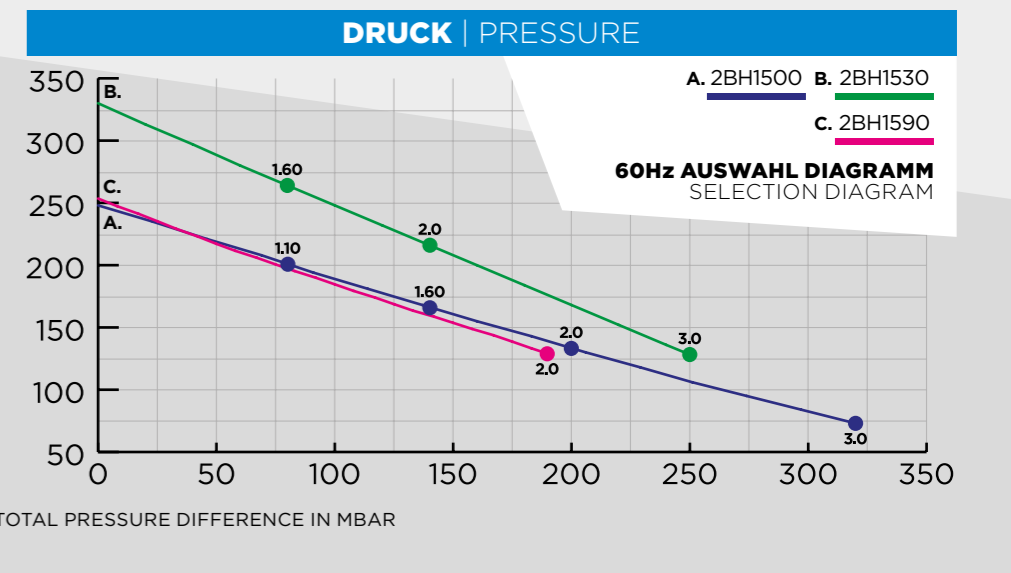
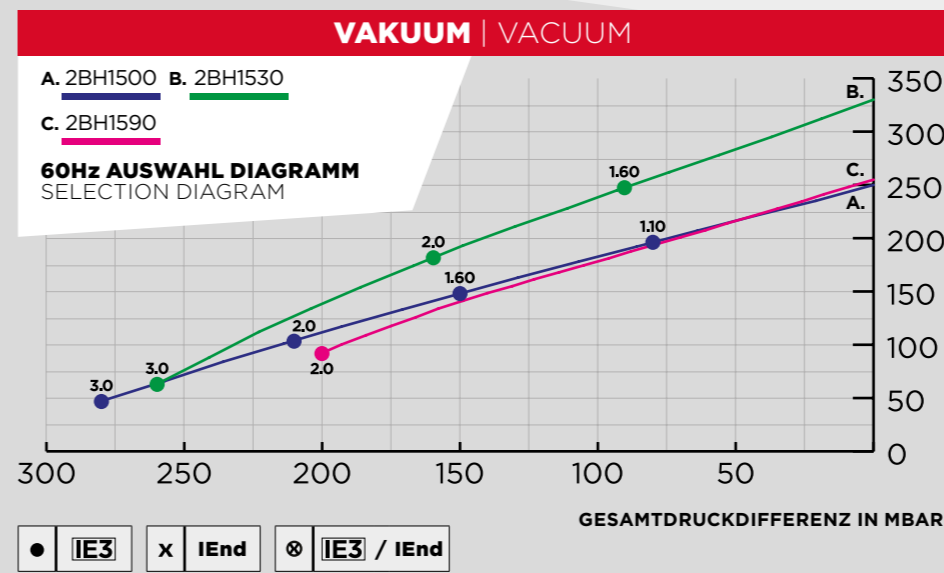
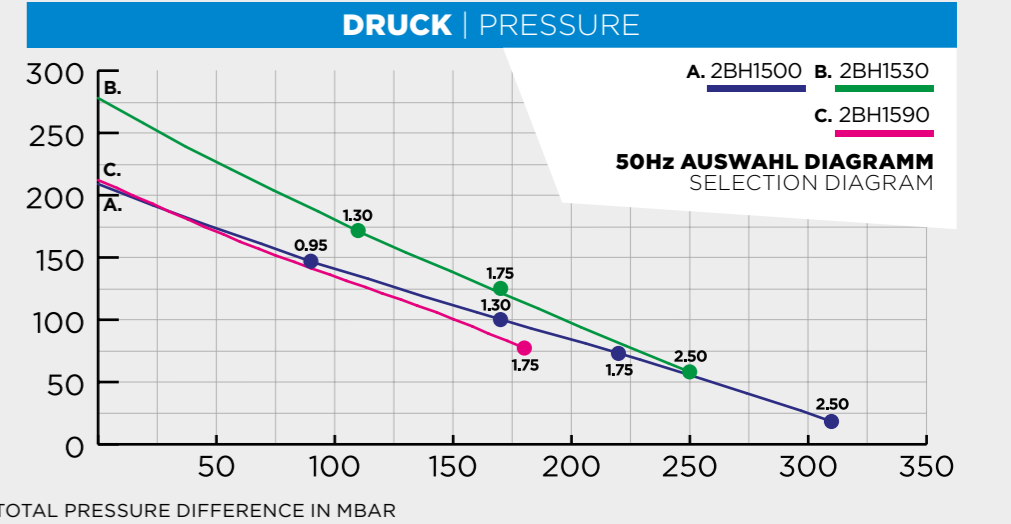
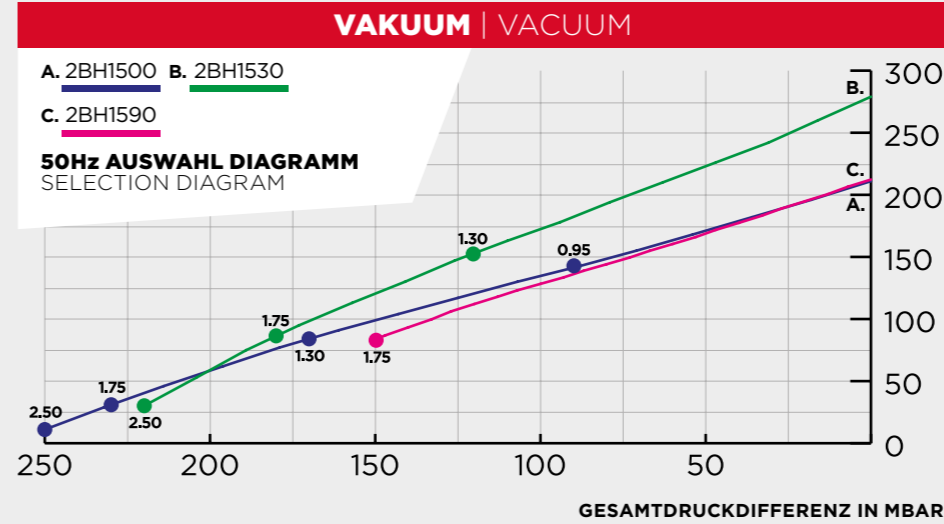
Alle G-BH1-Maschinen sind zertifiziert | All G-BH1 machines are certified.

Warum nicht auch darüber nachdenken?
Why not also consider



VAKUUMPUMPEN MIT DREIPHASEN-ASYNCHRONMOTOR; VOLUMENSTROM 200-300m³/h
VACUUM PUMPS WITH THREE PHASE ASYNCHRONOUS MOTOR; VOLUME FLOW 200-300m³/h

BESTELL-NR.	FREQUENZ	BEMESSUNGS			SCHALL DRUCKPEGEL	IE3	UL	Vakuumbegrenzungsventil	Druckbegrenzungsventil
		SPANNUNG	STROM	LEISTUNG				Stück x Typ	Stück x Typ
ORDER NO.	Frequency	RATED			Sound pressure level	IEEnd			
	Hz	Voltage	Current	Power	dB(A)		Vacuum relief valve Items x type	Pressure relief valve Items x type	
2BH1500-0AQ06	50	220-240 Δ / 380-420 Y	3,7 Δ / 2,1 Y	0,95	59	IE3	✓	1 x 2BX2 110/...145	1 x 2BX2 111/...147
	60	440-480 Y	2,1 Y	1,10	65	IE3	✓	1 x 2BX2 114/...146	1 x 2BX2 115/...148
2BH1500-0AQ16	50	220-240 Δ / 380-420 Y	4,9 Δ / 2,9 Y	1,30	60	IE3	✓	1 x 2BX2 110/...145	1 x 2BX2 111/...147
	60	440-480 Y	2,8 Y	1,60	69	IE3	✓	1 x 2BX2 114/...146	1 x 2BX2 115/...148
2BH1500-0AQ26	50	220-240 Δ / 380-420 Y	6,0 Δ / 3,5 Y	1,75	64	IE3	✓	1 x 2BX2 110/...145	1 x 2BX2 111/...147
	60	440-480 Y	3,4 Y	2,0	72	IE3	✓	1 x 2BX2 114/...146	1 x 2BX2 115/...148
2BH1500-0AQ36	50	220-240 Δ / 380-420 Y	8,8 Δ / 5,1 Y	2,50	69	IE3	✓	1 x 2BX2 110/...145	1 x 2BX2 111/...147
	60	440-480 Y	5,2 Y	3,0	70	IE3	✓	1 x 2BX2 114/...146	1 x 2BX2 115/...148
2BH1530-0AQ16	50	220-240 Δ / 380-420 Y	4,9 Δ / 2,9 Y	1,30	60	IE3	✓	1 x 2BX2 110/...145	1 x 2BX2 111/...147
	60	440-480 Y	2,8 Y	1,60	69	IE3	✓	1 x 2BX2 114/...146	1 x 2BX2 115/...148
2BH1530-0AQ26	50	220-240 Δ / 380-420 Y	6,0 Δ / 3,5 Y	1,75	64	IE3	✓	1 x 2BX2 110/...145	1 x 2BX2 111/...147
	60	440-480 Y	3,4 Y	2,0	72	IE3	✓	1 x 2BX2 114/...146	1 x 2BX2 115/...148
2BH1530-0AQ36	50	220-240 Δ / 380-420 Y	8,8 Δ / 5,1 Y	2,50	69	IE3	✓	1 x 2BX2 110/...145	1 x 2BX2 111/...147
	60	440-480 Y	5,2 Y	3,00	70	IE3	✓	1 x 2BX2 114/...146	1 x 2BX2 115/...148
2BH1590-0AQ26	50	220-240 Δ / 380-420 Y	6,0 Δ / 3,5 Y	1,75	64	IE3	✓	-	-
	60	440-480 Y	3,4 Y	2,0	72	IE3	✓	-	-



Dokumente anzeigen | View Documents
Scannen, um Datenblätter, Bedienungsanleitung und andere Dokumente herunterzuladen | Scan to download datasheets, operating manual and other documentation.

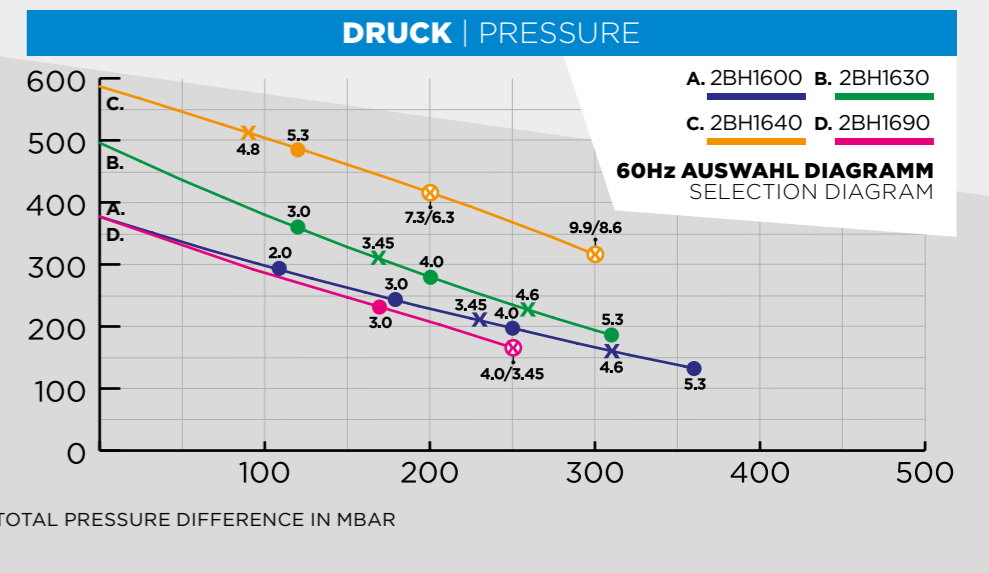
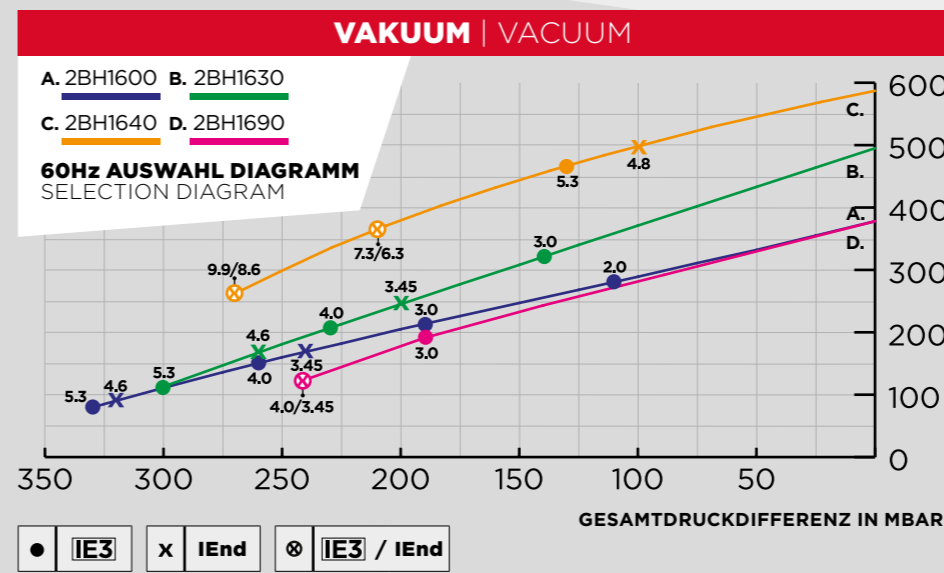
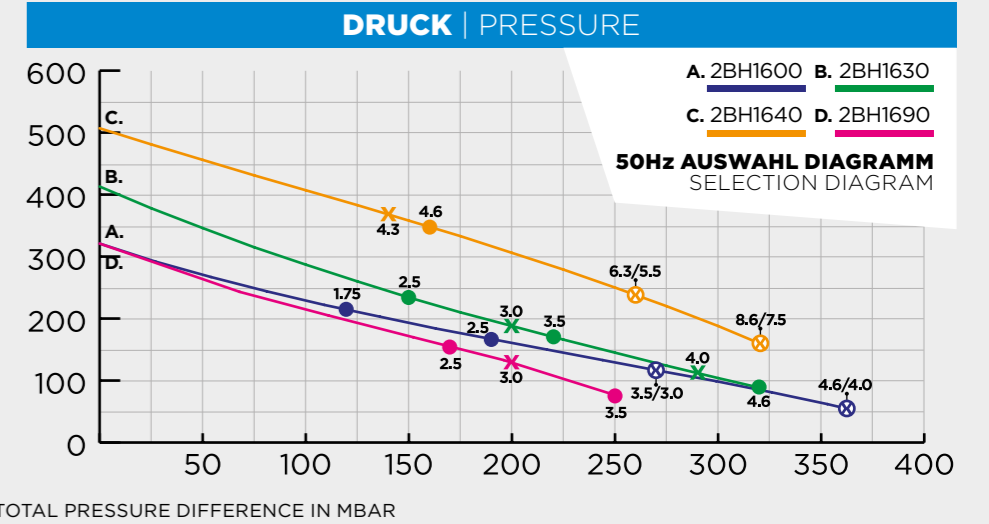
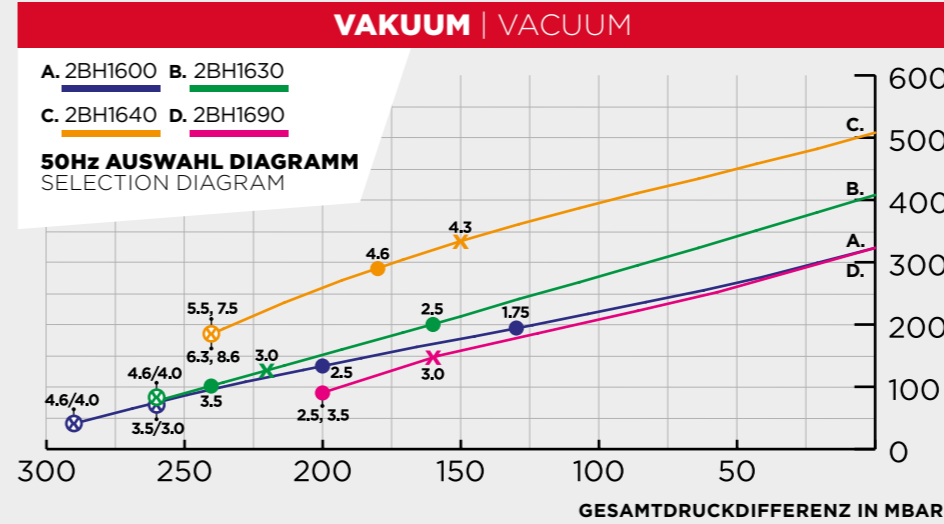
Alle G-BH1-Maschinen sind zertifiziert | All G-BH1 machines are certified.

Warum nicht auch darüber nachdenken?
Why not also consider



VAKUUMPUMPEN MIT DREIPHASEN-ASYNCHRONMOTOR; VOLUMENSTROM 300-600m³/h
VACUUM PUMPS WITH THREE PHASE ASYNCHRONOUS MOTOR; VOLUME FLOW 300-600m³/h

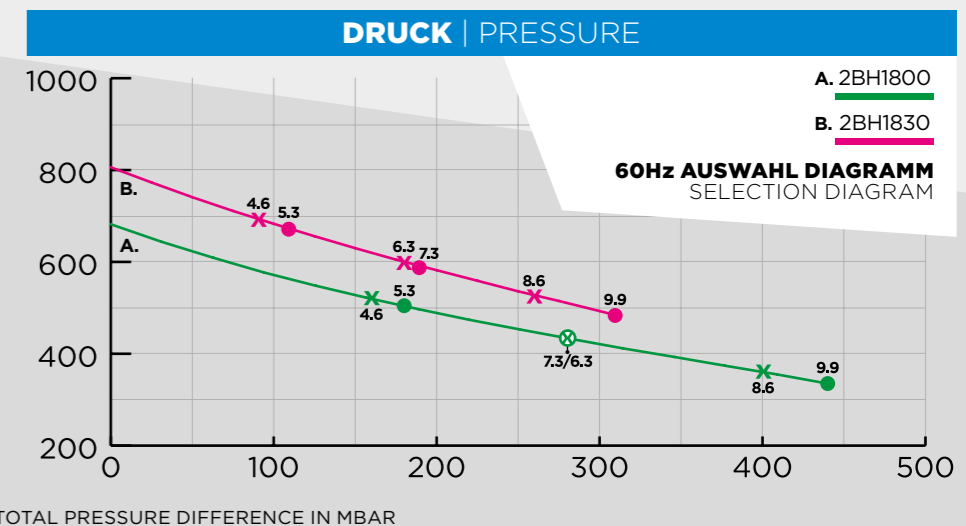
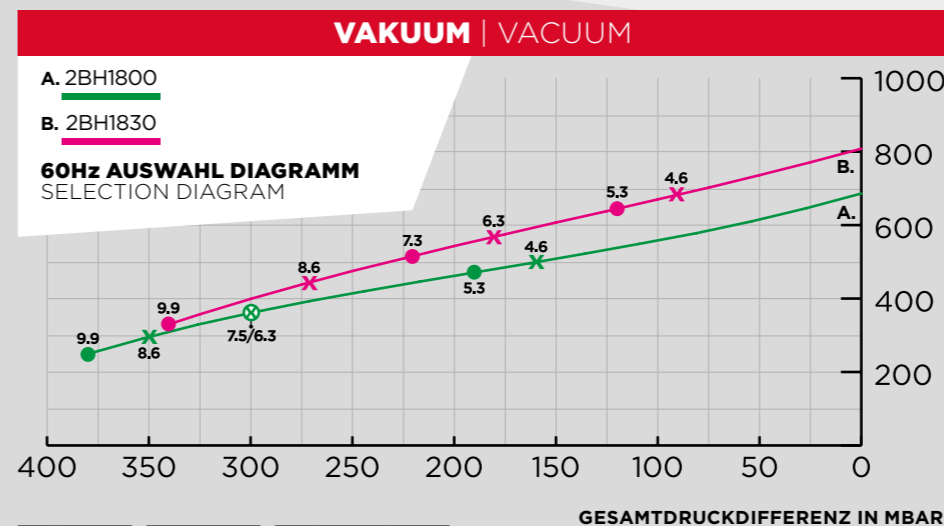
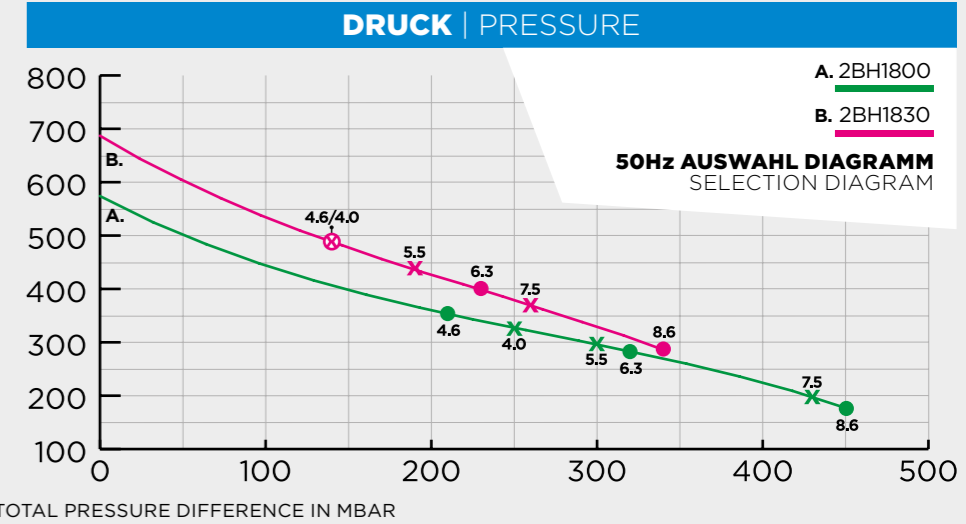
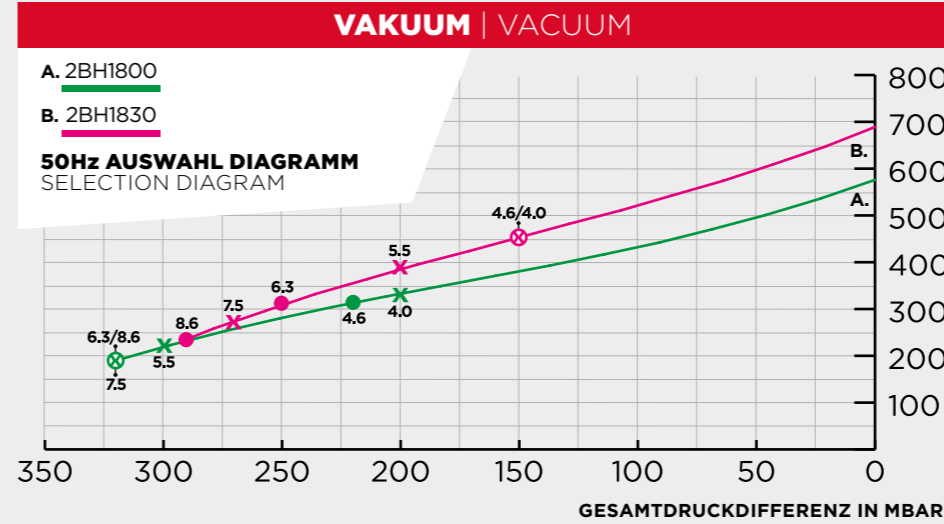
BESTELL-NR.	FREQUENZ	BEMESSUNGS			SCHALL DRUCKPEGEL	IE3	UL	Vakuumbegrenzungsventil	Druckbegrenzungsventil
		SPANNUNG	STROM	LEISTUNG				Stück x Typ	Stück x Typ
ORDER NO.	Frequency	Voltage	Current	Power	Sound pressure level	IEEnd			
	Hz	V	A	kW	dB(A)				
2BH1600-1AH26	50	200-240 Δ / 345-415 Y	12,5 Δ / 7,2 Y	3,0	71	IEEnd	✓	1 x 2BX2 110/...145	1 x 2BX2 111/...147
	60	220-275 Δ / 380-480 Y	12,6 Δ / 7,3 Y	3,45	75	IEEnd	✓	1 x 2BX2 114/...146	1 x 2BX2 115/...148
2BH1600-1AH36	50	200-240 Δ / 345-415 Y	15,6 Δ / 9,0 Y	4,0	71	IEEnd	✓	1 x 2BX2 110/...145	1 x 2BX2 111/...147
	60	220-275 Δ / 380-480 Y	15,6 Δ / 9,0 Y	4,6	75	IEEnd	✓	1 x 2BX2 114/...146	1 x 2BX2 115/...148
2BH1600-0AQ06	50	220-240 Δ / 380-420 Y	6,0 Δ / 3,5 Y	1,75	63	IE3	✓	1 x 2BX2 110/...145	1 x 2BX2 111/...147
	60	440-480 Y	3,4 Y	2,00	68	IE3	✓	1 x 2BX2 114/...146	1 x 2BX2 115/...148
2BH1600-0AQ16	50	220-240 Δ / 380-420 Y	8,8 Δ / 5,1 Y	2,5	64	IE3	✓	1 x 2BX2 110/...145	1 x 2BX2 111/...147
	60	440-480 Y	5,2 Y	3,0	70	IE3	✓	1 x 2BX2 114/...146	1 x 2BX2 115/...148
2BH1600-0AQ26	50	220-240 Δ / 380-420 Y	11,9 Δ / 6,9 Y	3,5	69	IE3	✓	1 x 2BX2 110/...145	1 x 2BX2 111/...147
	60	440-480 Y	6,6 Y	4,0	71	IE3	✓	1 x 2BX2 114/...146	1 x 2BX2 115/...148
2BH1600-1AQ36	50	220-240 Δ / 380-420 Y	15,1 Δ / 8,7 Y	4,6	69	IE3	✓	1 x 2BX2 110/...145	1 x 2BX2 111/...147
	60	440-480 Y	8,5 Y	5,3	71	IE3	✓	1 x 2BX2 114/...146	1 x 2BX2 115/...148
2BH1630-1AH26	50	200-240 Δ / 345-415 Y	12,5 Δ / 7,2 Y	3,0	71	IEEnd	✓	1 x 2BX2 110/...145	1 x 2BX2 111/...147
	60	220-275 Δ / 380-480 Y	12,6 Δ / 7,3 Y	3,45	75	IEEnd	✓	2 x 2BX2 114/...146	2 x 2BX2 115/...148
2BH1630-1AH36	50	200-240 Δ / 345-415 Y	15,6 Δ / 9,0 Y	4,0	71	IEEnd	✓	1 x 2BX2 110/...145	1 x 2BX2 111/...147
	60	220-275 Δ / 380-480 Y	15,6 Δ / 9,0 Y	4,6	75	IEEnd	✓	2 x 2BX2 114/...146	2 x 2BX2 115/...148
2BH1630-0AQ16	50	220-240 Δ / 380-420 Y	8,8 Δ / 5,1 Y	2,5	64	IE3	✓	1 x 2BX2 110/...145	2 x 2BX2 111/...147
	60	440-480 Y	5,2 Y	3,0	70	IE3	✓	2 x 2BX2 114/...146	2 x 2BX2 115/...148
2BH1630-0AQ26	50	220-240 Δ / 380-420 Y	11,9 Δ / 6,9 Y	3,5	69	IE3	✓	1 x 2BX2 110/...145	1 x 2BX2 111/...147
	60	440-480 Y	6,6 Y	4,0	71	IE3	✓	2 x 2BX2 114/...146	2 x 2BX2 115/...148
2BH1630-1AQ36	50	220-240 Δ / 380-420 Y	15,1 Δ / 8,7 Y	4,6	69	IE3	✓	1 x 2BX2 110/...145	1 x 2BX2 111/...147
	60	440-480 Y	8,5 Y	5,3	71	IE3	✓	2 x 2BX2 114/...146	2 x 2BX2 115/...148
2BH1640-1GH37	50	345-415 Δ / 600-720 Y	10,0 Δ / 5,8 Y	4,3	71	IEEnd	✓	1 x 2BX2 110/...145	1 x 2BX2 111/...147
	60	380-480 Δ	10,4 Δ	4,8	75	IEEnd	✓	2 x 2BX2 114/...146	2 x 2BX2 115/...148
2BH1640-1GH47	50	345-415 Δ / 600-720 Y	13,3 Δ / 7,7 Y	5,5	71	IEEnd	✓	1 x 2BX2 110/...145	1 x 2BX2 111/...147
	60	380-480 Δ	13,3 Δ	6,3	75	IEEnd	✓	2 x 2BX2 114/...146	2 x 2BX2 115/...148
2BH1640-1GH57	50	345-415 Δ / 600-720 Y	16,7 Δ / 9,6 Y	7,5	71	IEEnd	✓	1 x 2BX2 110/...145	1 x 2BX2 111/...147
	60	380-480 Δ	17,3 Δ	8,6	75	IEEnd	✓	1 x 2BX2 114/...146	2 x 2BX2 115/...148
2BH1640-1GQ36	50	220-240 Δ / 380-420 Y	15,1 Δ / 8,7 Y	4,6	68	IE3	✓	1 x 2BX2 110/...145	1 x 2BX2 111/...147
	60	440-480 Y	8,5 Y	5,3	71	IE3	✓	2 x 2BX2 114/...146	2 x 2BX2 115/...148
2BH1640-1GQ46	50	220-240 Δ / 380-420 Y	20,4 Δ / 11,8 Y	6,3	71	IE3	✓	1 x 2BX2 110/...145	1 x 2BX2 111/...147
	60	440-480 Y	12,0 Y	7,3	75	IE3	✓	2 x 2BX2 114/...146	2 x 2BX2 115/...148
2BH1640-1GQ56	50	220-240 Δ / 380-420 Y	26,8 Δ / 15,5 Y	8,6	71	IE3	✓	1 x 2BX2 110/...145	1 x 2BX2 111/...147
	60	440-480 Y	15,3 Y	9,9	75	IE3	✓	1 x 2BX2 114/...146	2 x 2BX2 115/...148
2BH1690-1AH26	50	200-240 Δ / 345-415 Y	12,5 Δ / 7,2 Y	3,0	71	IEEnd	✓	-	-
	60	220-275 Δ / 380-480 Y	12,6 Δ / 7,3 Y	3,45	75	IEEnd	✓	-	-
2BH1690-0AQ16	50	220-240 Δ / 380-420 Y	8,8 Δ / 5,1 Y	2,5	64	IE3	✓	-	-
	60	440-480 Y	5,2 Y	3,0	70	IE3	✓	-	-
2BH1690-0AQ26	50	220-240 Δ / 380-420 Y	11,9 Δ / 6,9 Y	3,5	71	IE3	✓	-	-
	60	440-480 Y	6,6 Y	4,0	71	IE3	✓	-	-





VAKUUMPUMPEN MIT DREIPHASEN-ASYNCHRONMOTOR; VOLUMENSTROM 600-800m³/h
VACUUM PUMPS WITH THREE PHASE ASYNCHRONOUS MOTOR; VOLUME FLOW 600-800m³/h

BESTELL-NR. ORDER NO.	FREQUENZ Frequency	BEMESSUNGS RATED			SCHALL DRUCKPEGEL Sound pressure level	IE3 IEnd	UL	Vakuumbegrenzungsventil	Druckbegrenzungsventil
		SPANNUNG Voltage	STROM Current	LEISTUNG Power				Stück x Typ	Stück x Typ
	Hz	V	A	kW	dB(A)				
2BH1800-1AH07	50	345-415 Δ / 600-720 Y	9,0 Δ / 5,2 Y	4,0	69	IEnd	✓	1x 2BX4 740/ ...840	1x 2BX4 741/ ...841
	60	380-480 Δ / 660-720 Y	9,0 Δ / 5,2 Y	4,6	71	IEnd	✓	1x 2BX4 754/ ...854	1x 2BX4 755/ ...855
2BH1800-1AH17	50	345-415 Δ / 600-720 Y	13,3 Δ / 7,7 Y	5,5	71	IEnd	✓	1x 2BX4 740/ ...840	1x 2BX4 741/ ...841
	60	380-480 Δ / 660-720 Y	13,3 Δ / 7,7 Y	6,3	75	IEnd	✓	1x 2BX4 744/ ...844	1x 2BX4 745/ ...845
2BH1800-1AH27	50	345-415 Δ / 600-720 Y	16,7 Δ / 9,6 Y	7,5	71	IEnd	✓	1x 2BX4 740/ ...840	1x 2BX4 741/ ...841
	60	380-480 Δ / 660-725 Y	17,3 Δ / 10,0 Y	8,6	75	IEnd	✓	1x 2BX4 744/ ...844	1x 2BX4 745/ ...845
2BH1800-1AQ06	50	220-240 Δ / 380-420 Y	15,1 Δ / 8,7 Y	4,6	71	IE3	✓	1x 2BX4 740/ ...840	1x 2BX4 741/ ...841
	60	440-480 Y	8,5 Y	5,3	73	IE3	✓	1x 2BX4 744/ ...844	1x 2BX4 755/ ...855
2BH1800-1AQ16	50	220-240 Δ / 380-420 Y	20,4 Δ / 11,8 Y	6,3	72	IE3	✓	1x 2BX4 740/ ...840	1x 2BX4 741/ ...841
	60	440-480 Y	12,0 Y	7,3	74	IE3	✓	1x 2BX4 744/ ...844	1x 2BX4 745/ ...845
2BH1800-1AQ26	50	220-240 Δ / 380-420 Y	26,8 Δ / 15,5 Y	8,6	73	IE3	✓	1x 2BX4 740/ ...840	1x 2BX4 741/ ...841
	60	440-480 Y	15,3 Y	9,9	75	IE3	✓	1x 2BX4 744/ ...844	1x 2BX4 745/ ...845
2BH1830-1AH07	50	345-415 Δ / 600-720 Y	9,0 Δ / 5,2 Y	4,0	69	IEnd	✓	1x 2BX4 740/ ...840	1x 2BX4 741/ ...841
	60	380-480 Δ	9,0 Δ	4,6	71	IEnd	✓	1x 2BX4 754/ ...854	1x 2BX4 755/ ...855
2BH1830-1AH17	50	345-415 Δ / 600-720 Y	13,3 Δ / 7,7 Y	5,5	71	IEnd	✓	1x 2BX4 740/ ...840	1x 2BX4 741/ ...841
	60	380-480 Δ	13,3 Δ	6,3	75	IEnd	✓	1x 2BX4 744/ ...844	1x 2BX4 755/ ...855
2BH1830-1AH27	50	345-415 Δ / 600-720 Y	16,7 Δ / 9,6 Y	7,5	71	IEnd	✓	1x 2BX4 740/ ...840	1x 2BX4 751/ ...851
	60	380-480 Δ	17,3 Δ	8,6	75	IEnd	✓	1x 2BX4 754/ ...854	1x 2BX4 755/ ...855
2BH1830-1AQ06	50	220-240 Δ / 380-420 Y	15,1 Δ / 8,7 Y	4,6	77	IE3	✓	1x 2BX4 740/ ...840	1x 2BX4 741/ ...841
	60	440-480 Y	8,5 Y	5,3	79	IE3	✓	1x 2BX4 744/ ...844	1x 2BX4 755/ ...855
2BH1830-1AQ16	50	220-240 Δ / 380-420 Y	20,4 Δ / 11,8 Y	6,3	78	IE3	✓	1x 2BX4 740/ ...840	1x 2BX4 741/ ...841
	60	440-480 Y	12,0 Y	7,3	80	IE3	✓	1x 2BX4 744/ ...844	1x 2BX4 755/ ...855
2BH1830-1AQ26	50	220-240 Δ / 380-420 Y	26,8 Δ / 15,5 Y	8,6	79	IE3	✓	1 x 2BX4 740/...840	1 x 2BX4 741/...841
	60	440-480 Y	15,3 Y	9,9	81	IE3	✓	1 x 2BX4 740/...844	1 x 2BX4 755/...855



● IE3 x IEnd ⊗ IE3 / IEnd

Dokumente anzeigen | View Documents
Scannen, um Datenblätter, Bedienungsanleitung und andere Dokumente herunterzuladen | Scan to download datasheets, operating manual and other documentation.

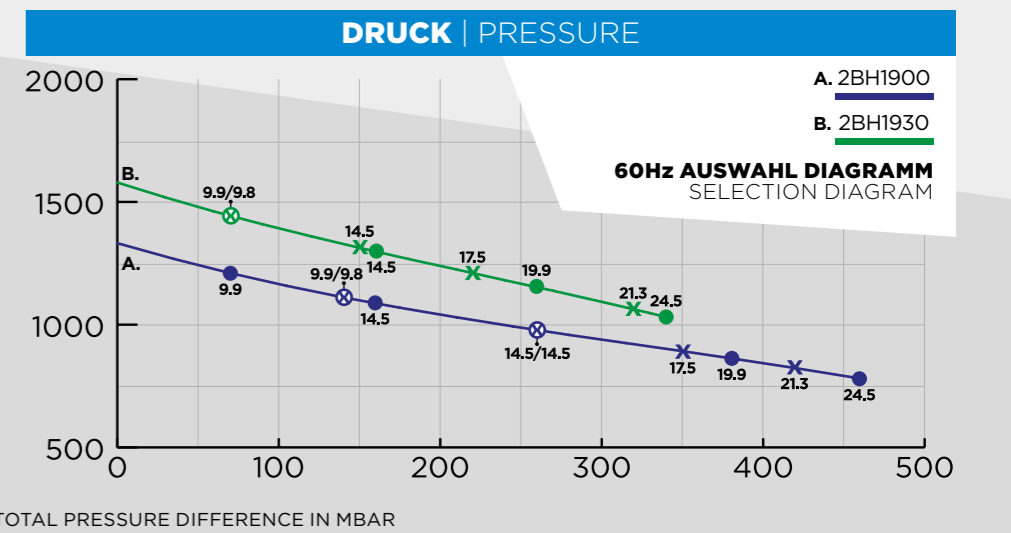
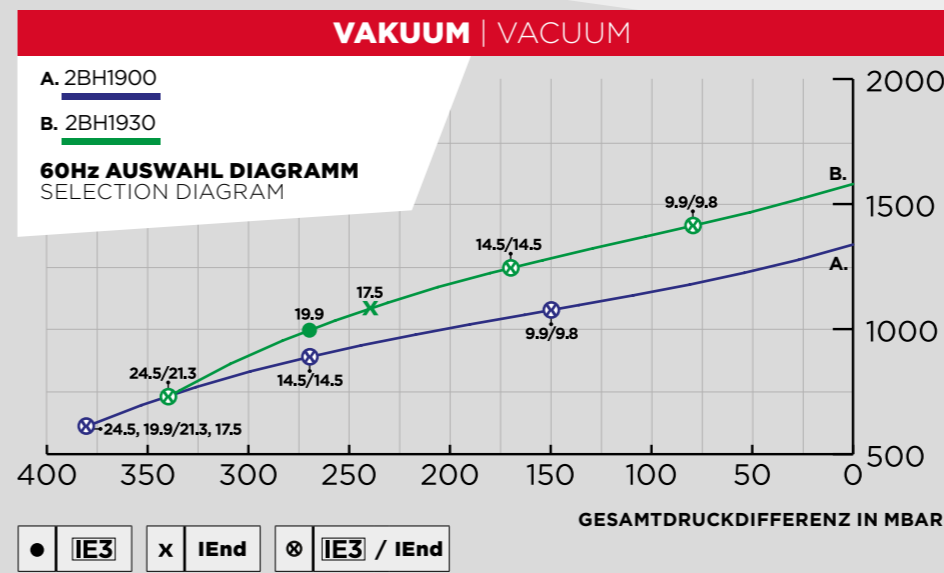
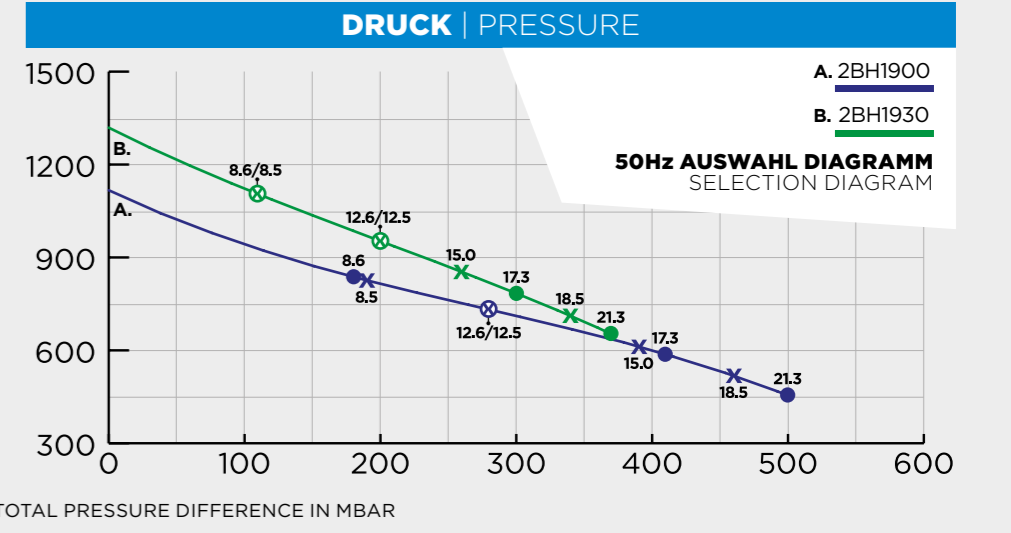
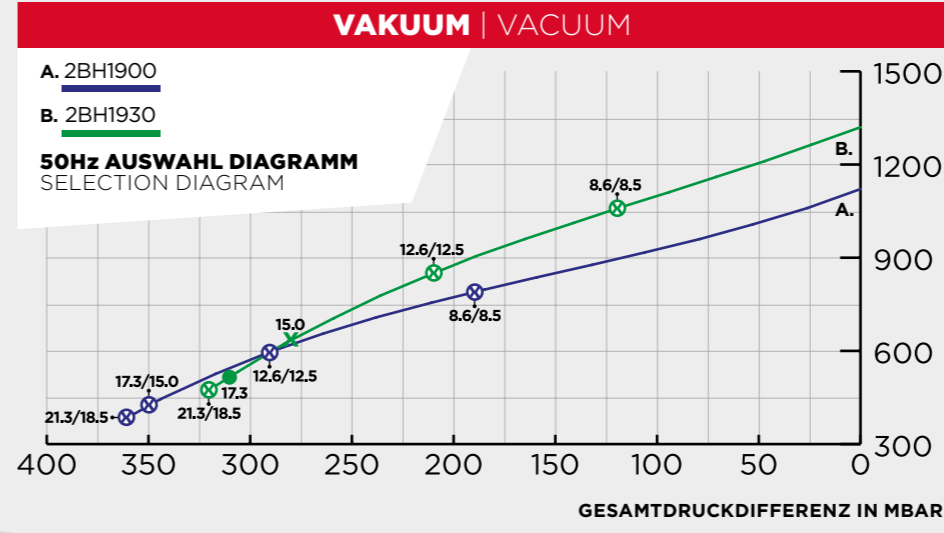
Alle G-BH1-Maschinen sind zertifiziert | All G-BH1 machines are certified.

Warum nicht auch darüber nachdenken?
Why not also consider



VAKUUMPUMPEN MIT DREIPHASEN-ASYNCHRONMOTOR; VOLUMENSTROM 1200-1500m³/h
VACUUM PUMPS WITH THREE PHASE ASYNCHRONOUS MOTOR; VOLUME FLOW 1200-1500m³/h

BESTELL-NR. ORDER NO.	FREQUENZ Frequency	BEMESSUNGS RATED			SCHALL DRUCKPEGEL Sound pressure level	IE3 IEnd	UL	Vakuumbegrenzungsventil	Druckbegrenzungsventil
		SPANNUNG Voltage	STROM Current	LEISTUNG Power				Stück x Typ	Stück x Typ
								Vacuum relief valve Items x type	Pressure relief valve Items x type
Hz	V	A	kW	dB(A)					
2BH1900-1AH07	50	345-415 Δ / 600-720 Y	18,2 Δ / 10,5 Y	8,5	71	IEnd	✓	1x 2BX4 750/ ...860	2x 2BX4 751/ ...881
	60	380-480 Δ	18,2 Δ	9,8	75	IEnd	✓	2x 2BX4 754/ ...884	2x 2BX4 755/ ...885
2BH1900-1AH17	50	345-415 Δ / 600-720 Y	28,0 Δ / 16,1 Y	12,5	74	IEnd	✓	1x 2BX4 750/ ...860	1x 2BX4 751/ ...861
	60	380-480 Δ	29,0 Δ	14,5	78	IEnd	✓	1x 2BX4 754/ ...864	1x 2BX4 755/ ...865
2BH1900-1AH27	50	345-415 Δ / 600-720 Y	32,0 Δ / 17,3 Y	15,0	74	IEnd	✓	1x 2BX4 750/ ...860	1x 2BX4 751/ ...861
	60	380-480 Δ	32,0 Δ	17,5	78	IEnd	✓	1x 2BX4 754/ ...864	1x 2BX4 755/ ...865
2BH1900-1AH37	50	345-415 Δ / 600-720 Y	37,0 Δ / 21,0 Y	18,5	74	IEnd	✓	1x 2BX4 750/ ...860	1x 2BX4 751/ ...861
	60	380-480 Δ	39,0 Δ	21,3	78	IEnd	✓	1x 2BX4 754/ ...864	1x 2BX4 755/ ...865
2BH1900-1AQ06	50	220-240 Δ / 380-420 Y	26,8 Δ / 15,5 Y	8,6	71	IE3	✓	1x 2BX4 750/ ...860	2x 2BX4 751/ ...881
	60	440-480 Y	15,0 Y	9,9	75	IE3	✓	2x 2BX4 754/ ...884	2x 2BX4 755/ ...885
2BH1900-1AQ16	50	220-240 Δ / 380-420 Y	42,5 Δ / 24,5 Y	12,6	74	IE3	✓	1x 2BX4 750/ ...860	1x 2BX4 751/ ...861
	60	440-480 Y	24,5 Y	14,5	78	IE3	✓	1x 2BX4 754/ ...864	1x 2BX4 755/ ...865
2BH1900-1AQ26	50	220-240 Δ / 380-420 Y	57,0 Δ / 32,4 Y	17,3	74	IE3	✓	1x 2BX4 750/ ...860	1x 2BX4 751/ ...861
	60	440-480 Y	32,7 Y	19,9	78	IE3	✓	1x 2BX4 754/ ...864	1x 2BX4 755/ ...865
2BH1900-1AQ36	50	220-240 Δ / 380-420 Y	66,3 Δ / 38,3 Y	21,3	74	IE3	✓	1x 2BX4 750/ ...860	1x 2BX4 751/ ...861
	60	440-480 Y	38,0 Y	24,5	78	IE3	✓	1x 2BX4 754/ ...864	1x 2BX4 755/ ...865
2BH1930-1AH07	50	345-415 Δ / 600-720 Y	18,2 Δ / 10,5 Y	8,5	71	IEnd	✓	2x 2BX4 750/ ...880	2x 2BX4 751/ ...881
	60	380-480 Δ	18,2 Δ	9,8	75	IEnd	✓	2x 2BX4 754/ ...884	2x 2BX4 755/ ...885
2BH1930-1AH17	50	345-415 Δ / 600-720 Y	28,0 Δ / 16,1 Y	12,5	74	IEnd	✓	1x 2BX4 750/ ...860	1x 2BX4 751/ ...861
	60	380-480 Δ	29,0 Δ	14,5	78	IEnd	✓	1x 2BX4 754/ ...864	2x 2BX4 755/ ...885
2BH1930-1AH27	50	345-415 Δ / 600-720 Y	32,0 Δ / 17,3 Y	15,0	74	IEnd	✓	1x 2BX4 750/ ...860	1x 2BX4 751/ ...861
	60	380-480 Δ	32,0 Δ	17,5	78	IEnd	✓	1x 2BX4 754/ ...864	1x 2BX4 755/ ...865
2BH1930-1AH37	50	345-415 Δ / 600-720 Y	37,0 Δ / 21,0 Y	18,5	74	IEnd	✓	1x 2BX4 750/ ...860	1x 2BX4 751/ ...861
	60	380-480 Δ	39,0 Δ	21,3	78	IEnd	✓	1x 2BX4 754/ ...864	1x 2BX4 755/ ...865
2BH1930-1AQ06	50	220-240 Δ / 380-420 Y	26,8 Δ / 15,5 Y	8,6	71	IE3	✓	2x 2BX4 750/ ...880	2x 2BX4 751/ ...881
	60	440-480 Y	15,0 Y	9,9	75	IE3	✓	2x 2BX4 754/ ...884	2x 2BX4 755/ ...885
2BH1930-1AQ16	50	220-240 Δ / 380-420 Y	42,5 Δ / 24,5 Y	12,6	74	IE3	✓	1x 2BX4 750/ ...860	1x 2BX4 751/ ...861
	60	440-480 Y	24,5 Y	14,5	78	IE3	✓	1x 2BX4 754/ ...864	2x 2BX4 755/ ...885
2BH1930-1AQ26	50	220-240 Δ / 380-420 Y	57,0 Δ / 32,4 Y	17,3	74	IE3	✓	1x 2BX4 750/ ...860	1x 2BX4 751/ ...861
	60	440-480 Y	32,7 Y	19,9	78	IE3	✓	1x 2BX4 754/ ...864	1x 2BX4 755/ ...865
2BH1930-1AQ36	50	220-240 Δ / 380-420 Y	66,3 Δ / 38,3 Y	21,3	74	IE3	✓	1x 2BX4 750/ ...860	1x 2BX4 751/ ...861
	60	440-480 Y	38,0 Y	24,5	78	IE3	✓	1x 2BX4 754/ ...864	1x 2BX4 755/ ...865

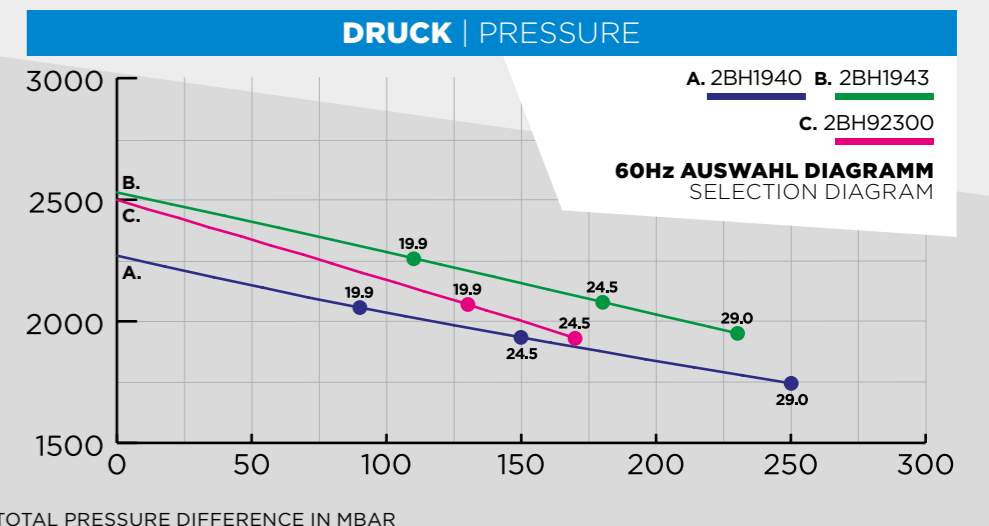
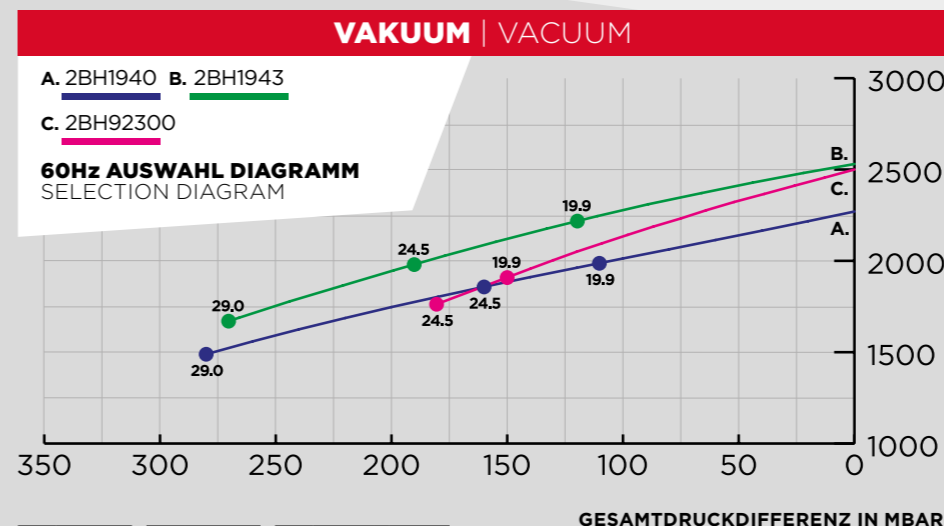
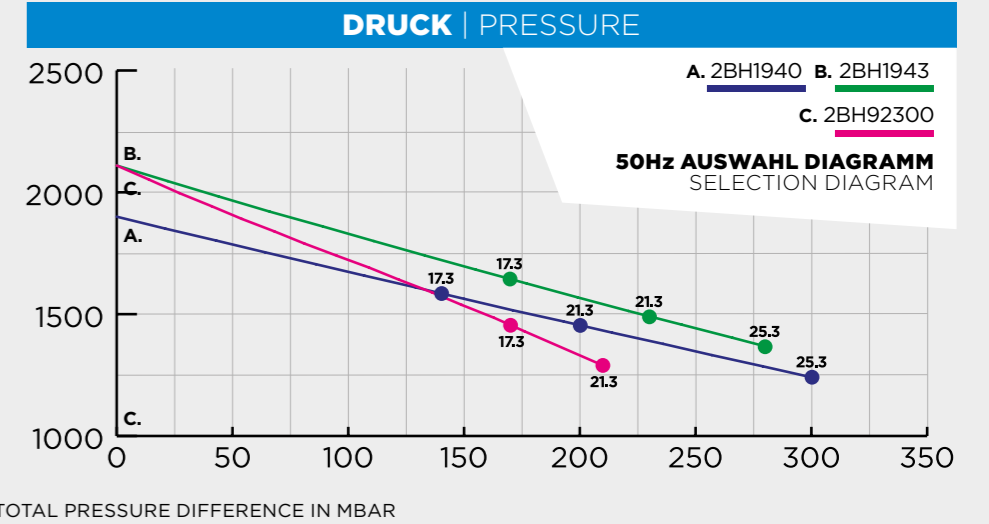
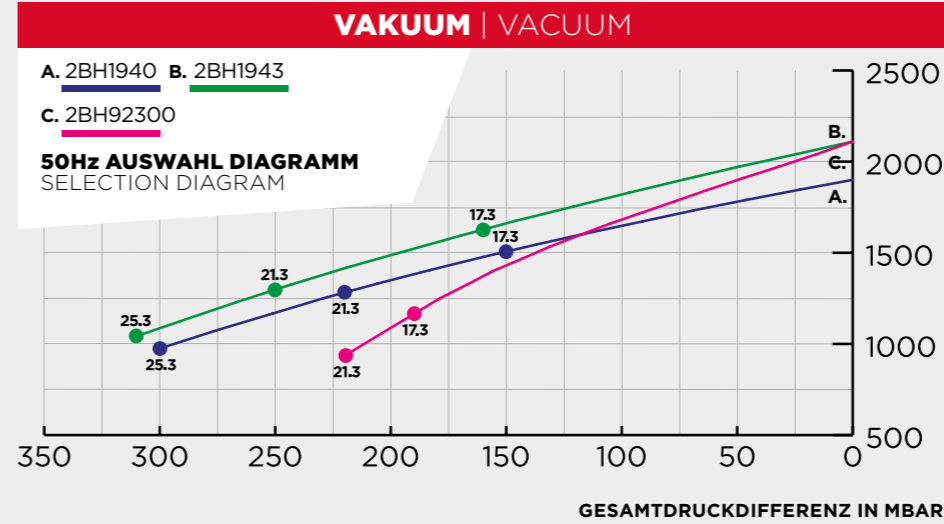


● IE3 x IEnd ⊗ IE3 / IEnd



VAKUUMPUMPEN MIT DREIPHASEN-ASYNCHRONMOTOR; VOLUMENSTROM 1600-2500m³/h
VACUUM PUMPS WITH THREE PHASE ASYNCHRONOUS MOTOR; VOLUME FLOW 1600-2500m³/h

BESTELL-NR. ORDER NO.	FREQUENZ Frequency	BEMESSUNGS RATED			SCHALL DRUCKPEGEL Sound pressure level	IE3 IEnd	UL	Vakuumbegrenzungsventil	Druckbegrenzungsventil
		SPANNUNG Voltage	STROM Current	LEISTUNG Power				Stück x Typ Vacuum relief valve Items x type	Stück x Typ Pressure relief valve Items x type
	Hz	V	A	kW	dB(A)				
2BH1940-1BQ26	50	220-240 Δ / 380-420 Y	54,9 Δ / 31,7 Y	17,3	72	IE3	✓	2x 2BX4 750/880	2x 2BX4 751/881
	60	440-480 Y	31,4 Y	19,9	76	IE3	✓	2x 2BX4 754/884	2x 2BX4 755/885
2BH1940-1BQ36	50	220-240 Δ / 380-420 Y	66,3 Δ / 38,3 Y	21,3	72	IE3	✓	2x 2BX4 750/880	2x 2BX4 751/881
	60	440-480 Y	38,0 Y	24,5	76	IE3	✓	2x 2BX4 754/884	2x 2BX4 755/885
2BH1940-1BQ46	50	220-240 Δ / 380-420 Y	80,5 Δ / 46,5 Y	25,3	72	IE3	✓	1x 2BX4 750/860	2x 2BX4 751/881
	60	440-480 Y	46,5 Y	29,0	76	IE3	✓	1x 2BX4 754/864	2x 2BX4 755/885
2BH1943-1GQ26	50	220-240 Δ / 380-420 Y	54,9 Δ / 31,7 Y	17,3	72	IE3	✓	2x 2BX4 750/870	2x 2BX4 751/871
	60	440-480 Y	31,4 Y	19,9	76	IE3	✓	2x 2BX4 754/874	2x 2BX4 755/875
2BH1943-1GQ36	50	220-240 Δ / 380-420 Y	66,3 Δ / 38,3 Y	21,3	72	IE3	✓	2x 2BX4 750/870	2x 2BX4 751/871
	60	440-480 Y	38,0 Y	24,5	76	IE3	✓	2x 2BX4 754/874	2x 2BX4 755/875
2BH1943-1GQ46	50	220-240 Δ / 380-420 Y	80,5 Δ / 46,5 Y	25,3	72	IE3	✓	2x 2BX4 750/870	2x 2BX4 751/871
	60	440-480 Y	46,5 Y	29,0	76	IE3	✓	2x 2BX4 754/874	2x 2BX4 755/875
2BH92300-1AAQQ6-BA	50	220-240 Δ / 380-420 Y	57,0 Δ / 32,4 Y	17,3	79	IE3	✓	2x 2BX4 750	2x 2BX4 751
	60	440-480 Y	32,7 Y	19,9	81	IE3	✓	2x 2BX4 754	3x 2BX4 755
2BH92300-1AAQR6-BA	50	220-240 Δ / 380-420 Y	66,3 Δ / 38,3 Y	21,3	79	IE3	✓	2x 2BX4 750	2x 2BX4 751
	60	440-480 Y	38,0 Y	24,5	81	IE3	✓	2x 2BX4 754	3x 2BX4 755

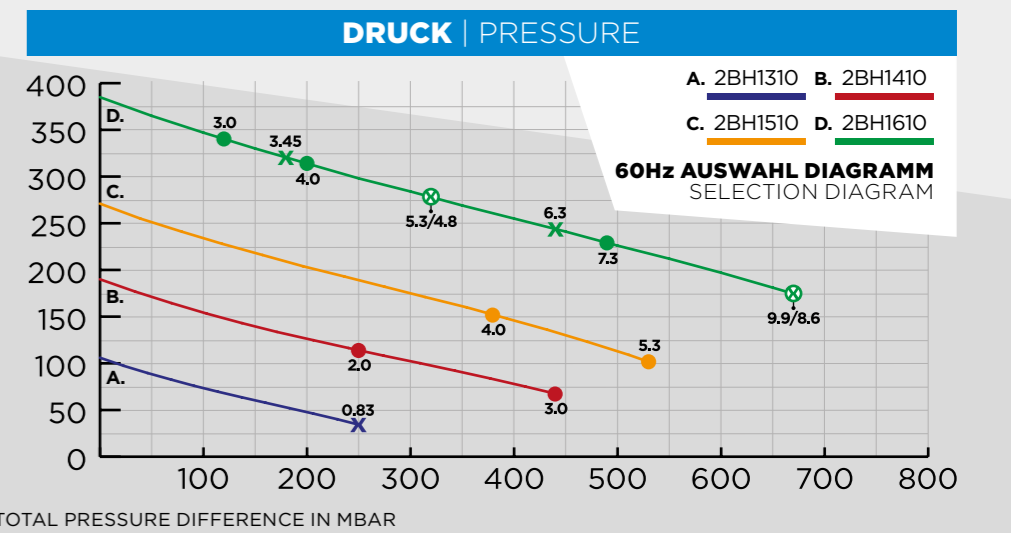
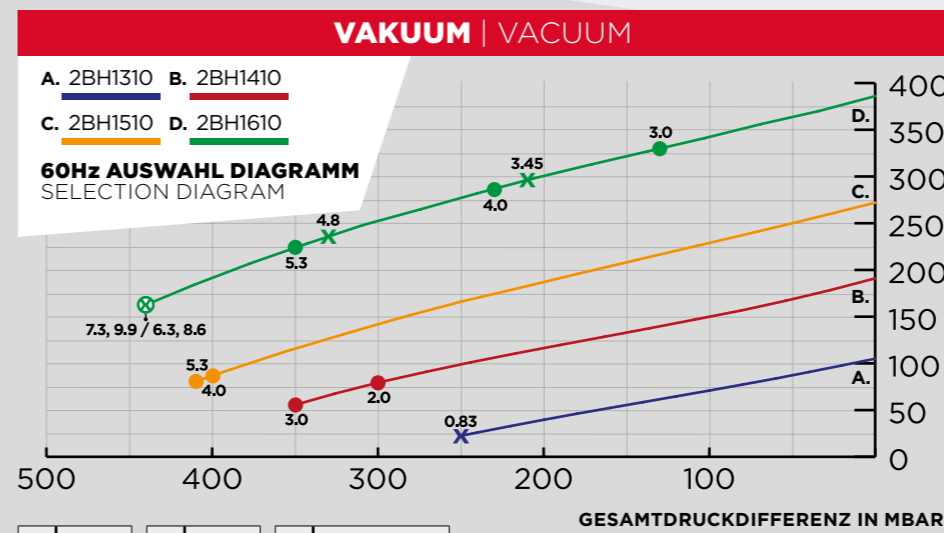
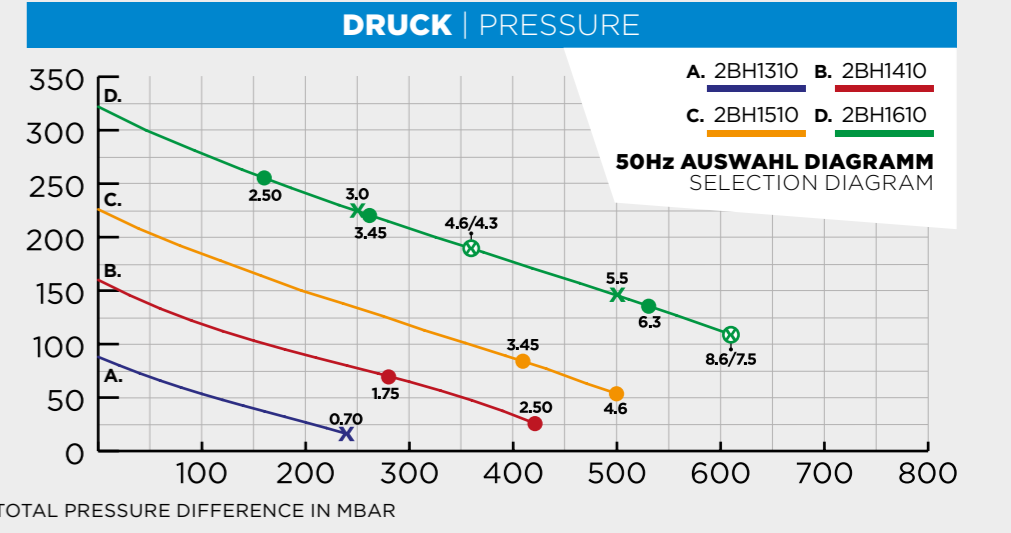
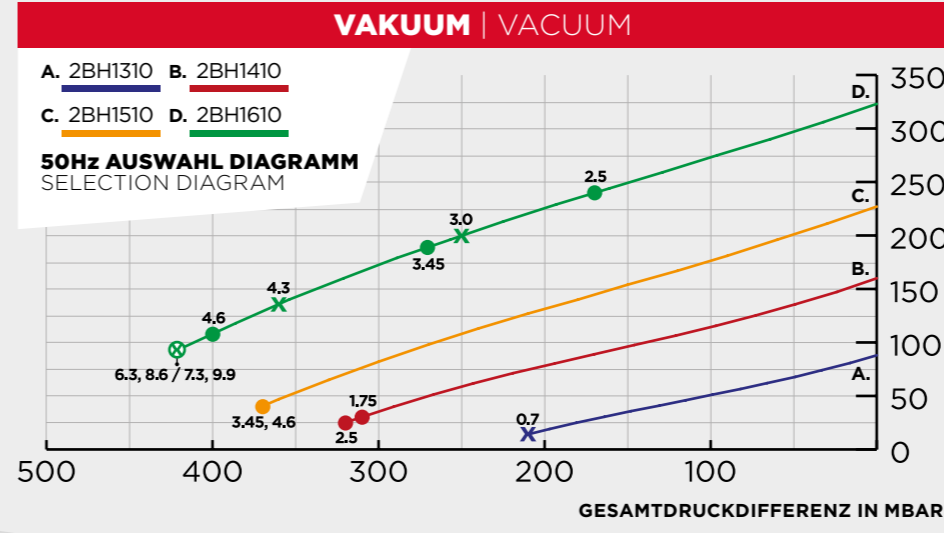


● IE3 x IEnd ⊗ IE3 / IEnd



ZWEISTUFIGE VAKUUMPUMPEN MIT DREIPHASEN-ASYNCHRONMOTOR; VOLUMENSTROM 100-400m³/h
DOUBLE STAGE VACUUM PUMPS WITH THREE PHASE ASYNCHRONOUS MOTOR; VOLUME FLOW 100-400m³/h

BESTELL-NR.	FREQUENZ	BEMESSUNGS			SCHALL DRUCKPEGEL	IE3	UL	Vakuumbegrenzungsventil	Druckbegrenzungsventil
		SPANNUNG	STROM	LEISTUNG				Stück x Typ	Stück x Typ
ORDER NO.	Frequency	RATED			Sound pressure level	IEEnd			
	Hz	Voltage	Current	Power	dB(A)		Vacuum relief valve Items x type	Pressure relief valve Items x type	
2BH1310-1HH26	50	200-240 Δ / 345-415 Y	3,8 Δ / 2,2 Y	0,70	55	IEEnd	✓	1 x 2BX2 110/...141	1 x 2BX2 111/...143
	60	220-275 Δ / 380-480 Y	3,75 Δ / 2,15 Y	0,83	61	IEEnd	✓	2x 2BX2 114/...142	1 x 2BX2 115/...144
2BH1410-OHQ36	50	220-240 Δ / 380-420 Y	6,0 Δ / 3,5 Y	1,75	65	IE3	✓	1 x 2BX2 110/...141	1 x 2BX2 111/...143
	60	440-480 Y	3,4 Y	2,00	68	IE3	✓	2 x 2BX2 114/...142	1 x 2BX2 115/...144
2BH1410-OHQ46	50	220-240 Δ / 380-420 Y	8,8 Δ / 5,1 Y	2,50	67	IE3	✓	1 x 2BX2 110/...141	1 x 2BX2 111/...143
	60	440-480 Y	5,2 Y	3,00	77	IE3	✓	1 x 2BX2 114/...142	1 x 2BX2 115/...144
2BH1510-1HQ46	50	220-240 Δ / 380-420 Y	11,6 Δ / 6,7 Y	3,45	71	IE3	✓	1 x 2BX2 110/...145	1 x 2BX2 111/...147
	60	440-480 Y	6,6 Y	4,00	73	IE3	✓	1 x 2BX2 114/...146	1 x 2BX2 115/...148
2BH1510-1HQ56	50	220-240 Δ / 380-420 Y	15,4 Δ / 8,9 Y	4,60	70	IE3	✓	1 x 2BX2 110/...145	1 x 2BX2 111/...147
	60	440-480 Y	8,7 Y	5,30	73	IE3	✓	1 x 2BX2 114/...146	1 x 2BX2 115/...148
2BH1610-1HH27	50	345-415 Δ / 600-720 Y	7,2 Δ / 4,2 Y	3,00	71	IEEnd	✓	1 x 2BX2 110/...145	1 x 2BX2 111/...147
	60	380-480 Δ	7,3 Δ	3,45	75	IEEnd	✓	2x 2BX2 114/...146	1 x 2BX2 115/...148
2BH1610-1HH37	50	345-415 Δ / 600-720 Y	10,0 Δ / 5,8 Y	4,30	71	IEEnd	✓	1 x 2BX2 110/...145	1 x 2BX2 111/...147
	60	380-480 Δ	10,4 Δ	4,80	75	IEEnd	✓	1 x 2BX2 114/...146	1 x 2BX2 115/...148
2BH1610-1HH47	50	345-415 Δ / 600-720 Y	13,3 Δ / 7,7 Y	5,50	71	IEEnd	✓	1 x 2BX2 110/...145	1 x 2BX2 111/...147
	60	440-480 Δ	13,3 Δ	6,30	75	IEEnd	✓	1 x 2BX2 114/...146	1 x 2BX2 115/...148
2BH1610-1HH57	50	345-415 Δ / 600-720 Y	16,7 Δ / 9,6 Y	7,50	71	IEEnd	✓	1 x 2BX2 110/...145	1 x 2BX2 111/...147
	60	380-480 Δ	17,3 Δ	8,60	75	IEEnd	✓	1 x 2BX2 114/...146	1 x 2BX2 115/...148
2BH1610-OHQ16	50	220-240 Δ / 380-420 Y	8,8 Δ / 5,0 Y	2,50	69	IE3	✓	1 x 2BX2 110/...145	1 x 2BX2 111/...147
	60	440-480 Y	5,2 Y	3,00	73	IE3	✓	2x 2BX2 114/...146	1 x 2BX2 115/...148
2BH1610-1HQ26	50	220-240 Δ / 380-420 Y	11,6 Δ / 6,7 Y	3,45	75	IE3	✓	1 x 2BX2 110/...145	1 x 2BX2 111/...147
	60	440-480 Y	6,6 Y	4,00	73	IE3	✓	2x 2BX2 114/...146	1 x 2BX2 115/...148
2BH1610-1HQ36	50	220-240 Δ / 380-420 Y	15,1 Δ / 8,7 Y	4,60	67	IE3	✓	1 x 2BX2 110/...145	1 x 2BX2 111/...147
	60	440-480 Y	8,5 Y	5,30	71	IE3	✓	1 x 2BX2 114/...146	1 x 2BX2 115/...148
2BH1610-1HQ46	50	220-240 Δ / 380-420 Y	20,4 Δ / 11,8 Y	6,30	71	IE3	✓	1 x 2BX2 110/...145	1 x 2BX2 111/...147
	60	440-480 Y	12,0 Y	7,30	75	IE3	✓	1 x 2BX2 114/...146	1 x 2BX2 115/...148
2BH1610-1HQ56	50	220-240 Δ / 380-420 Y	26,8 Δ / 15,5 Y	8,60	71	IE3	✓	1 x 2BX2 110/...145	1 x 2BX2 111/...147
	60	440-480 Y	15,3 Y	9,90	75	IE3	✓	1x 2BX2 114/...146	1x 2BX2 115/...148

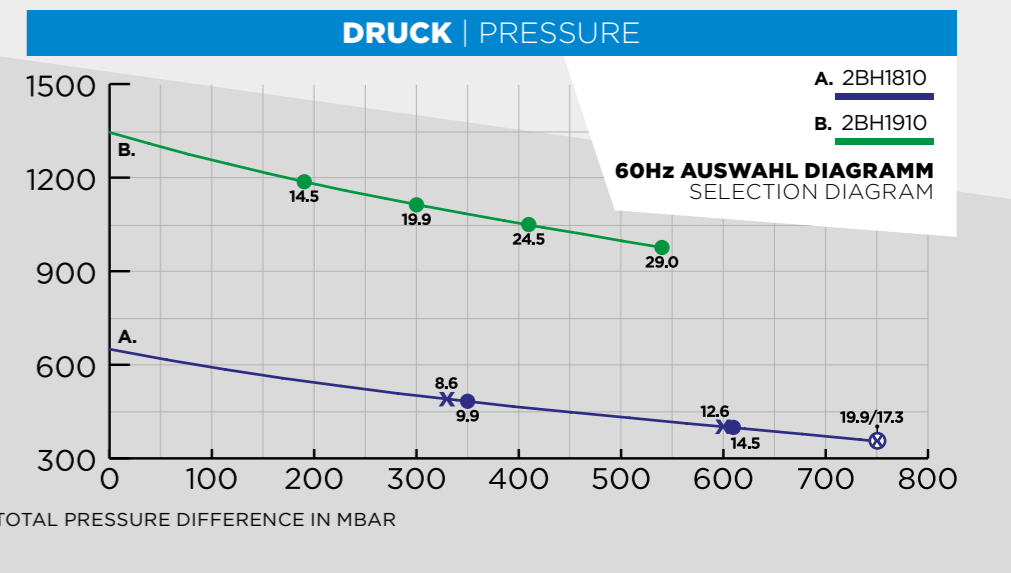
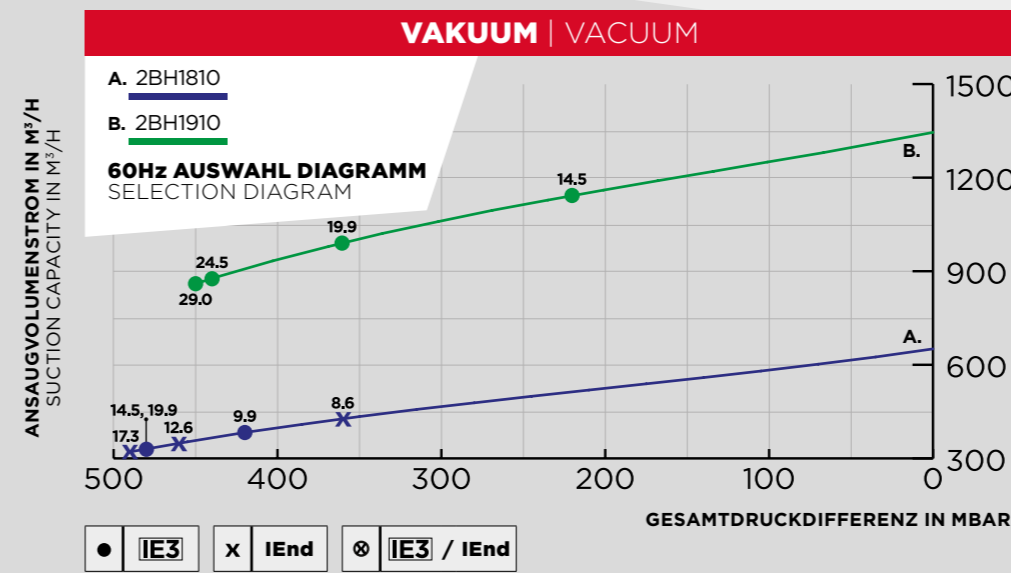
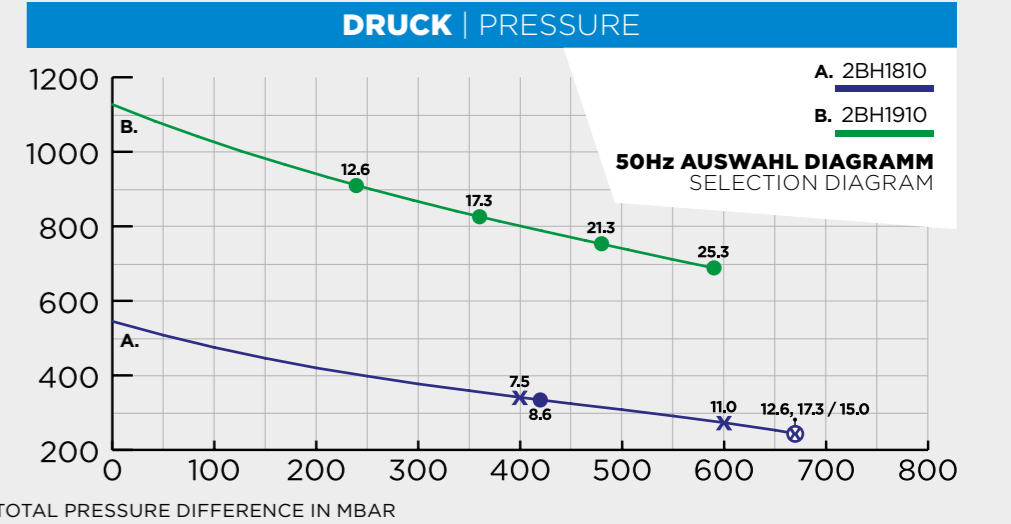
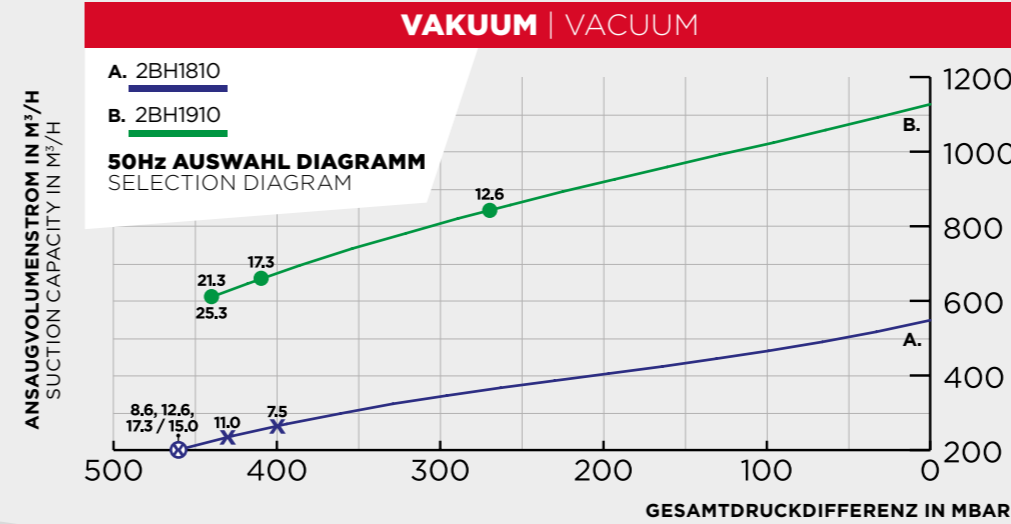


● IE3 x IEEnd ⊗ IE3 / IEEnd



ZWEISTUFIGE VAKUUMPUMPEN MIT DREIPHASEN-ASYNCHRONMOTOR; VOLUMENSTROM 600-1300m³/h
DOUBLE STAGE VACUUM PUMPS WITH THREE PHASE ASYNCHRONOUS MOTOR; VOLUME FLOW 600-1300m³/h

BESTELL-NR.	FREQUENZ	BEMESSUNGS			SCHALL DRUCKPEGEL	IE3	UL	Vakuumbegrenzungsventil	Druckbegrenzungsventil
		SPANNUNG	STROM	LEISTUNG				Stück x Typ	Stück x Typ
ORDER NO.	Frequency	RATED			Sound pressure level	IEEnd			
	Hz	Voltage	Current	Power	dB(A)		Vacuum relief valve Items x type	Pressure relief valve Items x type	
2BH1810-1HH27	50	345-415 Δ / 600-720 Y	16,7 Δ / 9,6 Y	7,50	71	IEEnd	✓	1x 2BX4 740/ ...840	1x 2BX4 741/ ...841
	60	380-480 Δ	17,3 Δ	8,60	76	IEEnd	✓	1x 2BX4 744/ ...844	1x 2BX4 745/ ...845
2BH1810-1HH37	50	345-415 Δ / 600-720 Y	28 Δ / 16,2 Y	11,0	71	IEEnd	✓	1x 2BX4 740/ ...840	1x 2BX4 741/ ...841
	60	380-480 Δ	29 Δ	12,6	76	IEEnd	✓	1x 2BX4 744/ ...844	1x 2BX4 745/ ...845
2BH1810-1HH47	50	345-415 Δ / 600-720 Y	32,5 Δ / 18,8 Y	15,0	71	IEEnd	✓	1x 2BX4 740/ ...840	1x 2BX4 741/ ...841
	60	380-480 Δ	34,5 Δ	17,3	76	IEEnd	✓	1x 2BX4 744/ ...844	1x 2BX4 745/ ...845
2BH1810-1HQ26	50	220-240 Δ / 380-420 Y	26,8 Δ / 15,5 Y	8,6	71	IE3	✓	1x 2BX4 740/ ...840	1x 2BX4 741/ ...841
	60	440-480 Y	15,3 Y	9,9	76	IE3	✓	1x 2BX4 744/ ...844	1x 2BX4 745/ ...845
2BH1810-1HQ36	50	220-240 Δ / 380-420 Y	40,3 Δ / 23,3 Y	12,6	71	IE3	✓	1x 2BX4 740/ ...840	1x 2BX4 741/ ...841
	60	440-480 Y	23,0 Y	14,5	76	IE3	✓	1x 2BX4 744/ ...844	1x 2BX4 745/ ...845
2BH1810-1HQ46	50	220-240 Δ / 380-420 Y	54,9 Δ / 31,7 Y	17,3	71	IE3	✓	1x 2BX4 740/ ...840	1x 2BX4 741/ ...841
	60	440-480 Y	31,4 Y	19,9	76	IE3	✓	1x 2BX4 744/ ...844	1x 2BX4 745/ ...845
2BH1910-1HQ16	50	220-240 Δ / 380-420 Y	42,5 Δ / 23,2 Y	12,6	72	IE3	✓	1x 2BX4 750/ ...860	1x 2BX4 751/ ...861
	60	440-480 Y	24,5 Y	14,5	76	IE3	✓	1x 2BX4 754/ ...864	1x 2BX4 755/ ...865
2BH1910-1HQ26	50	220-240 Δ / 380-420 Y	57,0 Δ / 33,0 Y	17,3	72	IE3	✓	1x 2BX4 750/ ...860	1x 2BX4 751/ ...861
	60	440-480 Y	33,5 Y	19,9	76	IE3	✓	1x 2BX4 754/ ...864	1x 2BX4 755/ ...865
2BH1910-1HQ36	50	220-240 Δ / 380-420 Y	66,3 Δ / 38,3 Y	21,3	72	IE3	✓	1x 2BX4 750/ ...860	1x 2BX4 751/ ...861
	60	440-480 Y	38,0 Y	24,5	76	IE3	✓	1x 2BX4 754/ ...864	1x 2BX4 755/ ...865
2BH1910-1HQ46	50	220-240 Δ / 380-420 Y	80,5 Δ / 46,5 Y	25,3	72	IE3	✓	1x 2BX4 750/ ...860	1x 2BX4 751/ ...861
	60	440-480 Y	46,5 Y	29,0	76	IE3	✓	1x 2BX4 754/ ...864	1x 2BX4 755/ ...865



Dokumente anzeigen | View Documents
Scannen, um Datenblätter, Bedienungsanleitung und andere Dokumente herunterzuladen | Scan to download datasheets, operating manual and other documentation.

Alle G-BH1-Maschinen sind zertifiziert | All G-BH1 machines are certified.

Warum nicht auch darüber nachdenken?
Why not also consider



EINSTUFIGE VAKUUMPUMPEN FÜR HOCHTEMPERATURBETRIEB, MIT DREIPHASEN-ASYNCHRONMOTOR; VOLUMENSTROM BIS ZU 1,580m³/h
SINGLE STAGE VACUUM PUMPS FOR HIGH TEMPERATURE OPERATION WITH THREE PHASE ASYNCHRONOUS MOTOR; VOLUME FLOW UP TO 1,580m³/h

BESTELL-NR.	FREQUENZ	SPANNUNG	BEMESSUNGS STROM	LEISTUNG	SCHALL DRUCKPEGEL	• = IE3 np = ??
ORDER NO.	Frequency	Voltage	RATED Current	Power	Sound pressure level	
	Hz	V	A	kW	dB(A)	
2BH1800-2AQ17	50	380-420 Δ / 660-725 Y	9,7 Δ / 5,6 Y	5,1	75	IE3
	60	440-480 Δ	9,5 Δ	5,8	77	IE3
	60	460 Δ	9,5 Δ	5,8	77	IE3
2BH1800-2AQ27	50	380-420 Δ / 660-725 Y	12,6 Δ / 7,3 Y	6,9	76	IE3
	60	440-480 Δ	12,5 Δ	7,9	78	IE3
	60	460 Δ	12,5 Δ	7,9	78	IE3
2BH1830-2AQ17	50	380-420 Δ / 660-725 Y	9,7 Δ / 5,6 Y	5,1	71	IE3
	60	440-480 Δ	9,5 Δ	5,8	75	IE3
	60	460 Δ	9,5 Δ	5,8	75	IE3
2BH1830-2AQ27	50	380-420 Δ / 660-725 Y	12,6 Δ / 7,3 Y	6,9	71	IE3
	60	440-480 Δ	12,5 Δ	7,9	75	IE3
	60	460 Δ	12,5 Δ	7,9	75	IE3
2BH1900-2AQ17	50	380-420 Δ / 660-725 Y	17,5 Δ / 10,4 Y	9,0	74	IE3
	60	440-480 Δ	17,8 Δ	11,0	78	IE3
	60	460 Δ	17,8 Δ	11,0	78	IE3
2BH1900-2AQ27	50	380-420 Δ / 660-725 Y	25,1 Δ / 14,5 Y	13,3	74	IE3
	60	440-480 Δ	26,0 Δ	16,0	78	IE3
	60	460 Δ	26,0 Δ	16,0	78	IE3
2BH1930-2AQ17	50	380-420 Δ / 660-725 Y	17,5 Δ / 10,4 Y	9,0	74	IE3
	60	440-480 Δ	17,8 Δ	11,0	78	IE3
	60	460 Δ	17,8 Δ	11,0	78	IE3
2BH1930-2AQ27	50	380-420 Δ / 660-725 Y	25,1 Δ / 14,5 Y	13,3	74	IE3
	60	440-480 Δ	26,0 Δ	16,0	78	IE3
	60	460 Δ	26,0 Δ	16,0	78	IE3

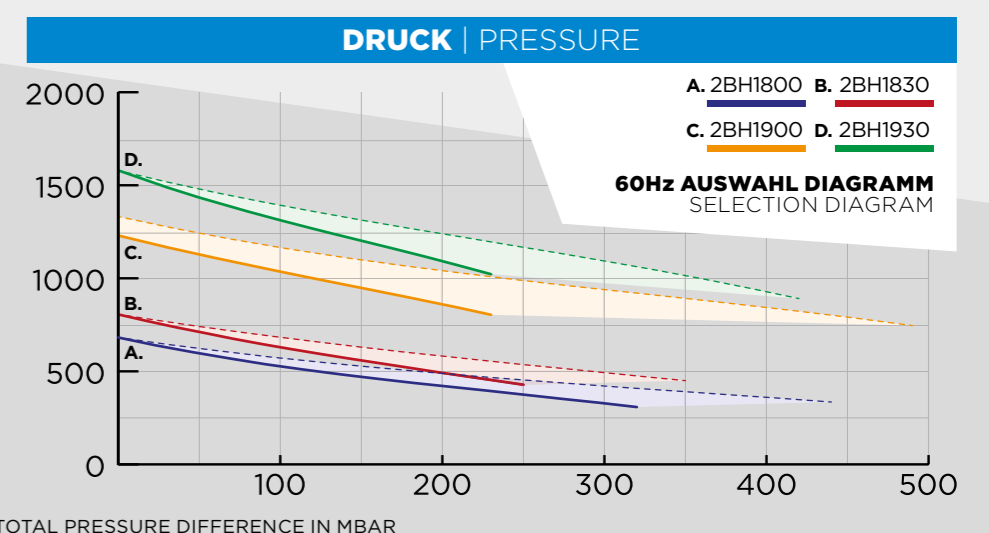
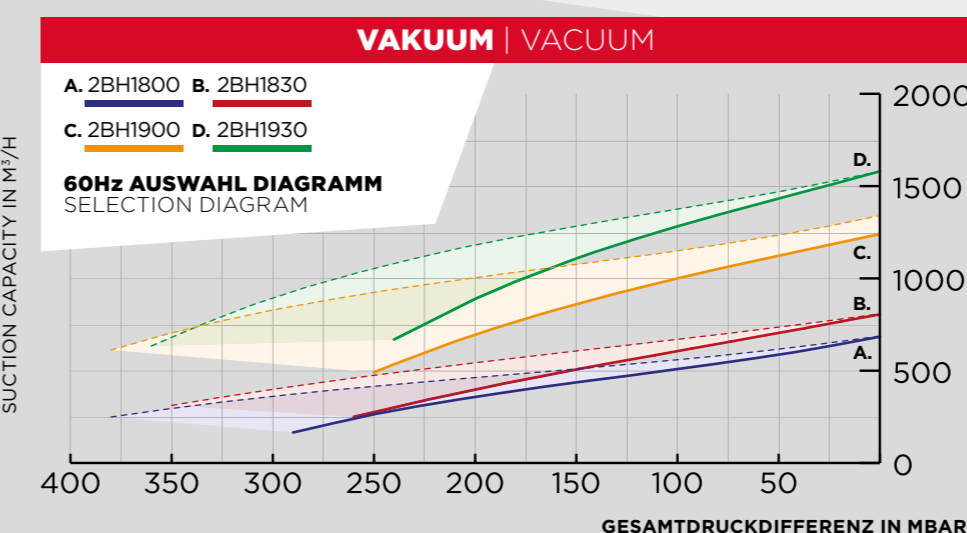
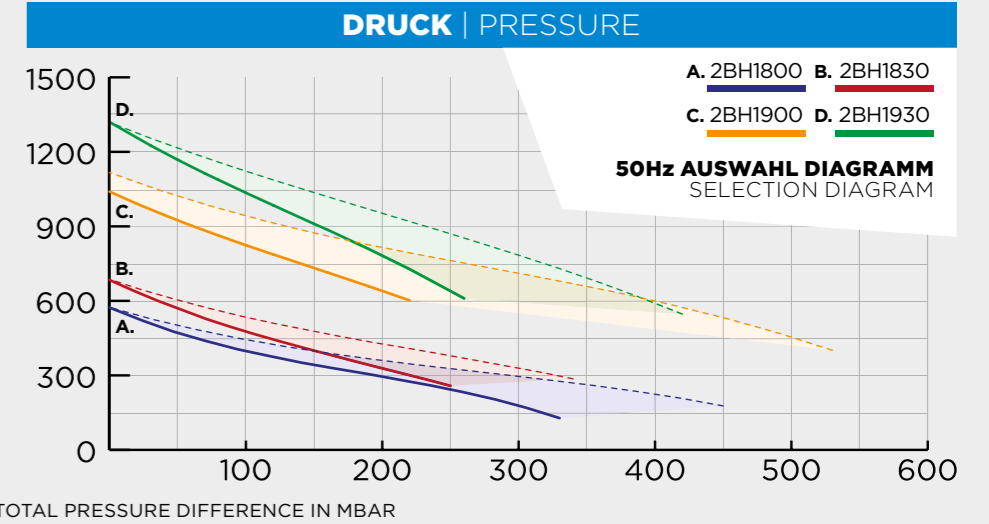
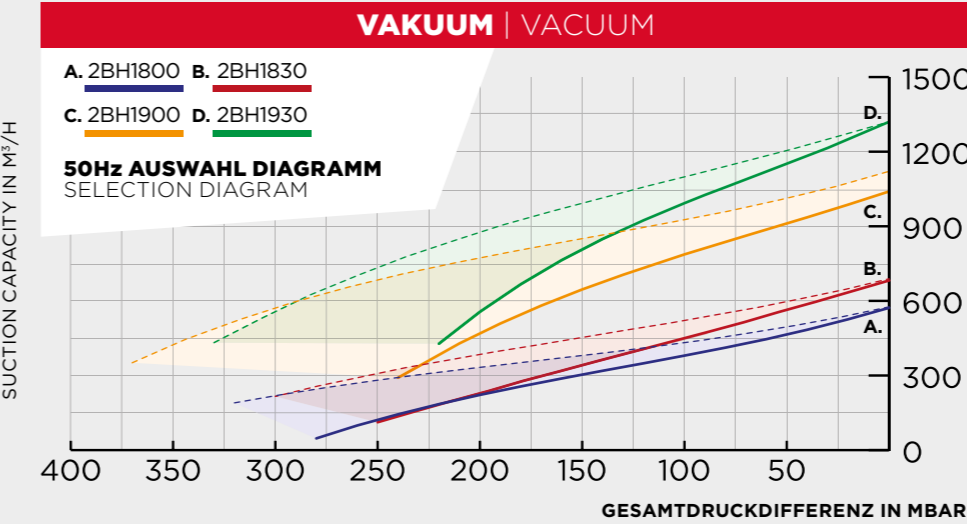
Die Hochtemperatur-Seitenkanalverdichter von Elmo Rietschle sind für Fördergastemperaturen bis zu 200°C geeignet.

The new Elmo Rietschle high temperature side channel blowers are designed to convey gases up to 200°C.



Dokumente anzeigen | View Documents
 Scannen, um Datenblätter, Bedienungsanleitung und andere Dokumente herunterzuladen | Scan to download datasheets, operating manual and other documentation.

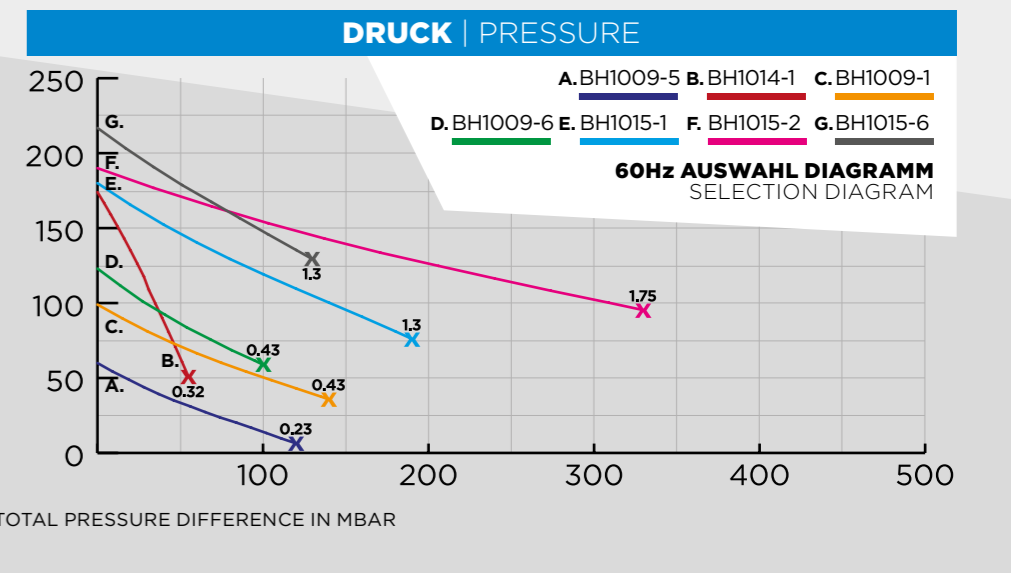
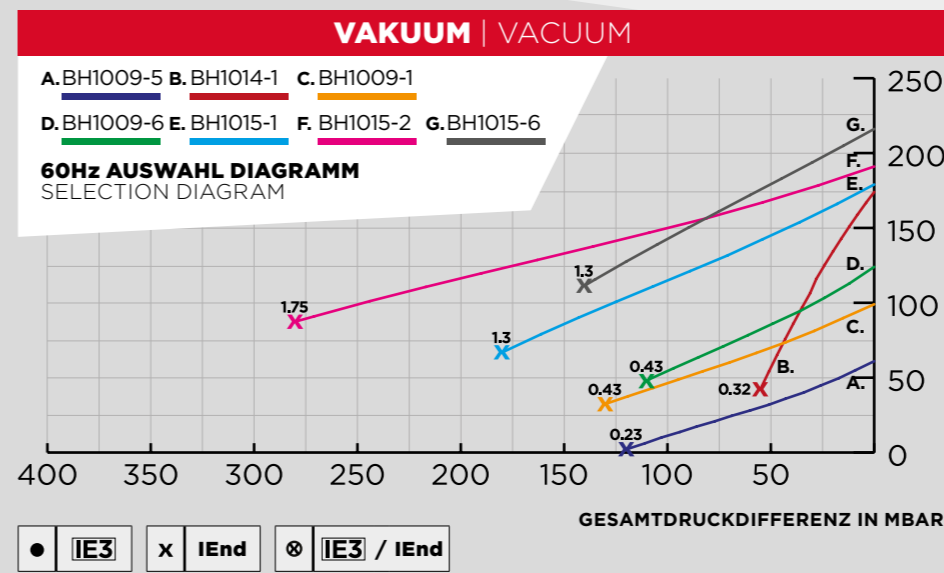
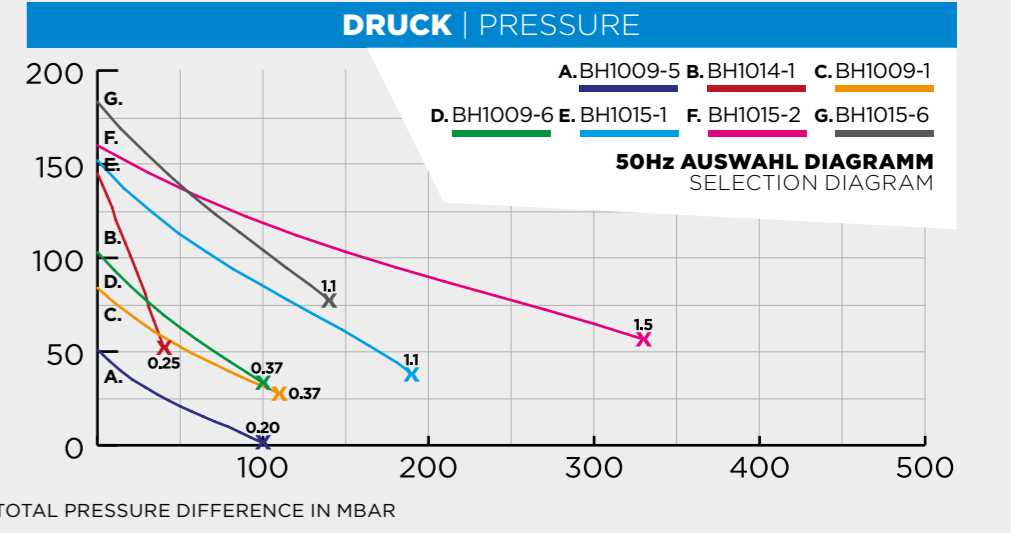
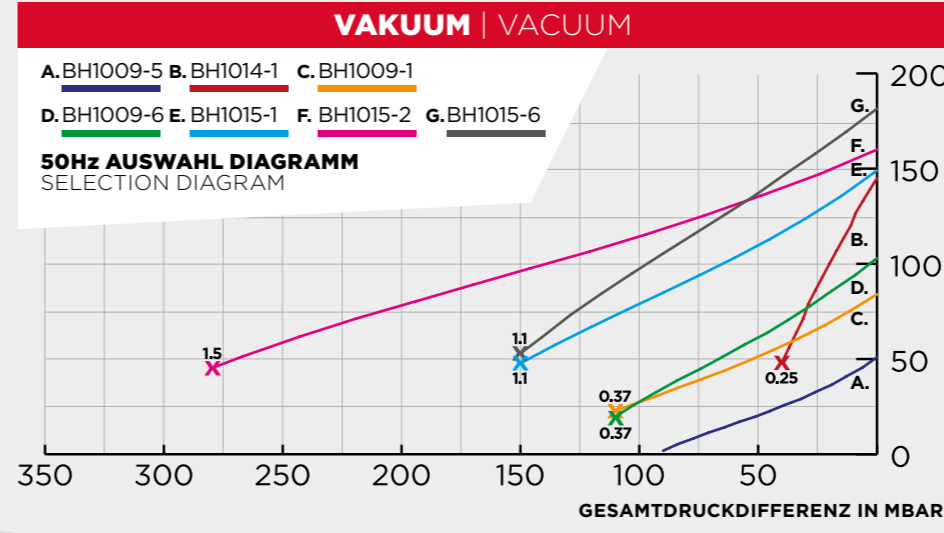
----- Ansaugtemperatur Suction temperature t1 =15°
 ——— Ansaugtemperatur Suction temperature t1 =160°





VAKUUMPUMPEN MIT EINPHASEN-WECHSELSTROM MOTOR; VOLUMENSTROM 50-200m³/h
VACUUM PUMPS WITH SINGLE PHASE AC MOTOR; VOLUME FLOW 50-200m³/h

BESTELL-NR. ORDER NO.	FREQUENZ Frequency	BEMESSUNGS RATED			SCHALL DRUCKPEGEL Sound pressure level	IE3 IEnd	UL	Vakuumbegrenzungsventil Stück x Typ Vacuum relief valve Items x type	Druckbegrenzungsventil Stück x Typ Pressure relief valve Items x type
		SPANNUNG Voltage	STROM Current	LEISTUNG Power					
	Hz	V	A	kW	dB(A)				
BH1009-5AAA-AV5-BAO	50	115 Δ / 230 Y	6,5 Δ / 3,2 Y	0,20	50	IEnd	✓	-	-
	60	115 Δ / 230 Y	5,9 Δ / 3,0 Y	0,23	53	IEnd	✓	-	-
BH1014-1AAA-AV5-BAO	50	115 Δ / 230 Y	6,5 Δ / 3,2 Y	0,25	57	IEnd	✓	-	-
	60	115 Δ / 230 Y	5,9 Δ / 3,0 Y	0,32	61	IEnd	✓	-	-
BH1009-1AAA-BV5-BAO	50	115 Δ / 230 Y	8,5 Δ / 4,2 Y	0,37	58	IEnd	✓	1 x 2BX2 110/...141	1 x 2BX2 111/...143
	60	115 Δ / 230 Y	7,0 Δ / 3,4 Y	0,43	60	IEnd	✓	1 x 2BX2 114/...142	1 x 2BX2 115/...144
BH1009-6AAA-BV5-BAO	50	115 Δ / 230 Y	8,5 Δ / 3,2 Y	0,37	58	IEnd	✓	1 x 2BX2 110/...141	1 x 2BX2 111/...143
	60	115 Δ / 230 Y	7,0 Δ / 3,0 Y	0,43	60	IEnd	✓	1 x 2BX2 114/...142	1 x 2BX2 115/...144
BH1015-1AAA-FV5-BAO	50	115 Δ / 230 Y	17,0 Δ / 8,0 Y	1,1	61	IEnd	✓	1 x 2BX2 110/...141	1 x 2BX2 111/...143
	60	115 Δ / 230 Y	16,0 Δ / 8,0 Y	1,3	64	IEnd	✓	1 x 2BX2 114/...142	1 x 2BX2 115/...144
BH1015-2AHA-HV5-BAO	50	115 Δ / 230 Y	19,0 Δ / 9,5 Y	1,5	67	IEnd	✓	1 x 2BX2 110/...141	1 x 2BX2 111/...143
	60	115 Δ / 230 Y	20,0 Δ / 10,0 Y	1,75	77	IEnd	✓	1 x 2BX2 114/...142	1 x 2BX2 115/...144
BH1015-6AAA-FV5-BAO	50	115 Δ / 230 Y	17,0 Δ / 8,0 Y	1,1	61	IEnd	✓	1 x 2BX2 110/...141	1 x 2BX2 111/...143
	60	115 Δ / 230 Y	16,0 Δ / 8,0 Y	1,3	64	IEnd	✓	2 x 2BX2 114/...142	2 x 2BX2 115/...144



Dokumente anzeigen | View Documents
Scannen, um Datenblätter, Bedienungsanleitung und andere Dokumente herunterzuladen | Scan to download datasheets, operating manual and other documentation.

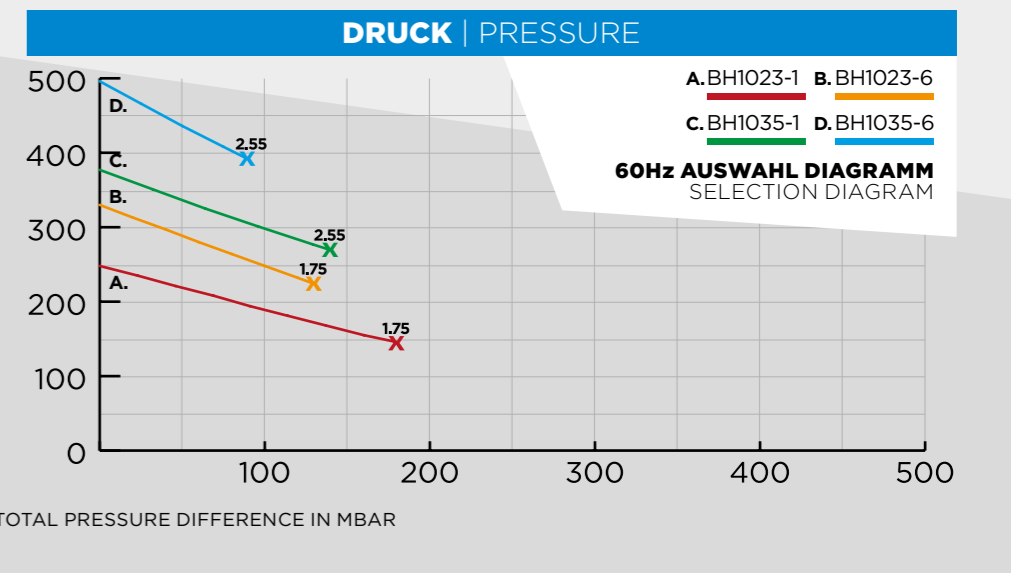
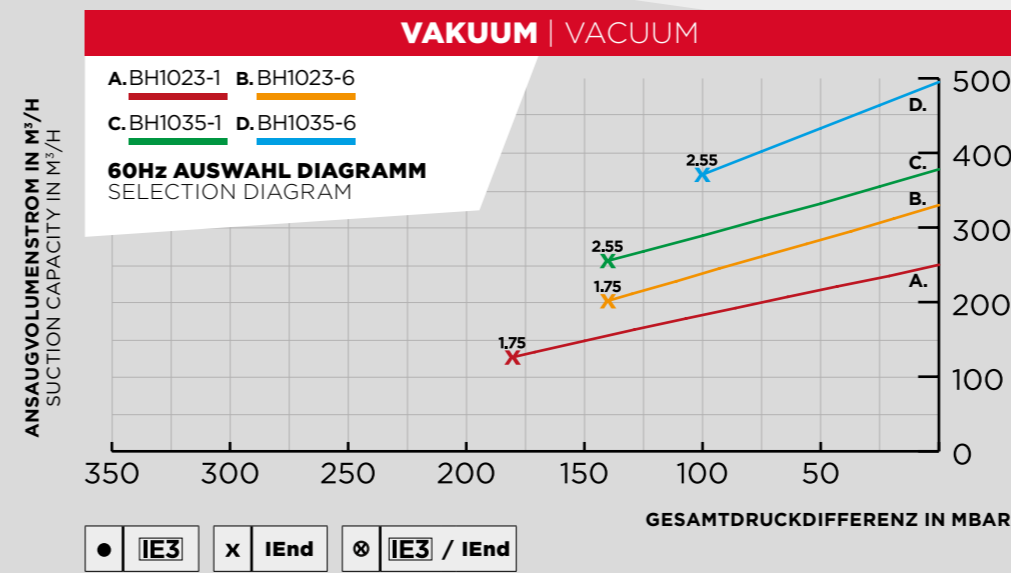
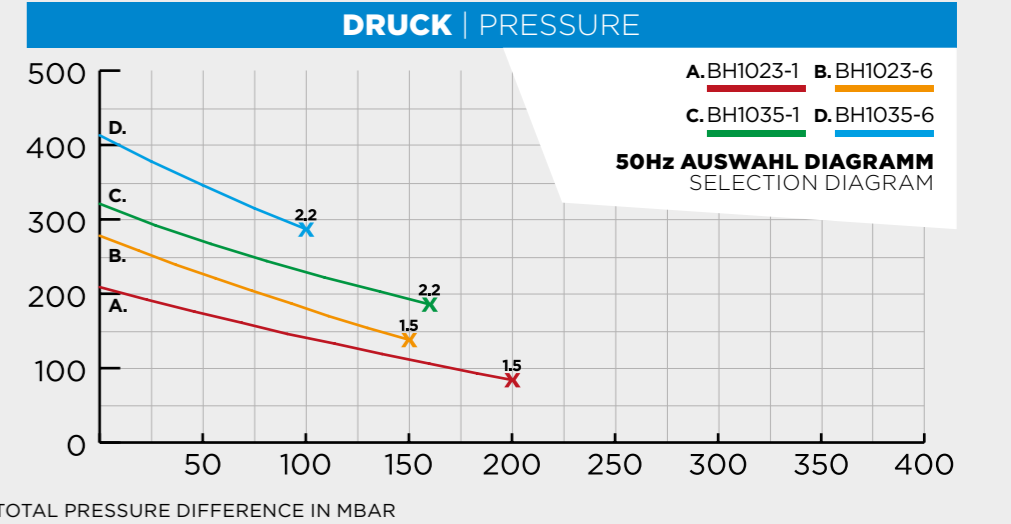
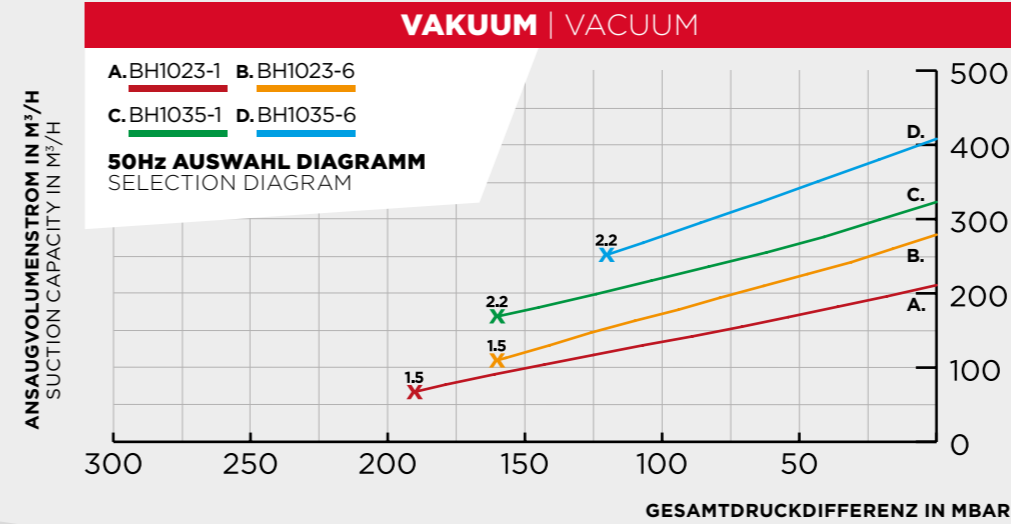
Alle G-BH1-Maschinen sind zertifiziert | All G-BH1 machines are certified.

Warum nicht auch darüber nachdenken?
Why not also consider



VAKUUMPUMPEN MIT EINPHASEN-WECHSELSTROM MOTOR; VOLUMENSTROM 200-500m³/h
VACUUM PUMPS WITH SINGLE PHASE AC MOTOR; VOLUME FLOW 200-500m³/h

BESTELL-NR. ORDER NO.	FREQUENZ Frequency	BEMESSUNGS RATED			SCHALL DRUCKPEGEL Sound pressure level	IE3 IEnd	UL	Vakuumbegrenzungsventil	Druckbegrenzungsventil
		SPANNUNG Voltage	STROM Current	LEISTUNG Power				Stück x Typ Vacuum relief valve Items x type	Stück x Typ Pressure relief valve Items x type
	Hz	V	A	kW	dB(A)				
BH1023-1AAA-HV5-BAO	50	115 Δ / 230 Y	19,0 Δ / 9,5 Y	1,5	69	IEnd	✓	1 x 2BX2 110/...145	1 x 2BX2 111/...147
	60	115 Δ / 230 Y	20,0 Δ / 10,0 Y	1,75	70	IEnd	✓	1 x 2BX2 114/...146	1 x 2BX2 115/...148
BH1023-6AAA-HV5-BAO	50	115 Δ / 230 Y	19,0 Δ / 9,5 Y	1,5	69	IEnd	✓	1 x 2BX2 110/...145	1 x 2BX2 111/...147
	60	115 Δ / 230 Y	20,0 Δ / 10,0 Y	1,75	70	IEnd	✓	1 x 2BX2 114/...146	1 x 2BX2 115/...148
BH1035-1AAA-JV5-BAO	50	115 Δ / 230 Y	28,0 Δ / 14,5 Y	2,2	64	IEnd	✓	1 x 2BX2 110/...145	1 x 2BX2 111/...147
	60	115 Δ / 230 Y	27,0 Δ / 14,3 Y	2,55	70	IEnd	✓	1 x 2BX2 114/...146	1 x 2BX2 115/...148
BH1035-6AAA-JV5-BAO	50	115 Δ / 230 Y	28,0 Δ / 14,5 Y	2,2	64	IEnd	✓	1 x 2BX2 110/...145	1 x 2BX2 111/...147
	60	115 Δ / 230 Y	27,0 Δ / 14,3 Y	2,55	70	IEnd	✓	1 x 2BX2 114/...146	1 x 2BX2 115/...148



Dokumente anzeigen | View Documents
Scannen, um Datenblätter, Bedienungsanleitung
und andere Dokumente herunterzuladen |
Scan to download datasheets, operating manual
and other documentation.

Alle G-BH1-Maschinen sind zertifiziert |
All G-BH1 machines are certified.

Warum nicht auch darüber nachdenken?
Why not also consider



G-BH2

Der deutlich erweiterte Leistungsbereich mit einem Ansaugvolumenstrom bis zu 850 m³/h sowie einer Druckdifferenz bis 1.100 mbar eröffnet der Seitenkanaltechnik völlig neue Aufgabenfelder, die bisher undenkbar waren.

Volume flow up to 850m³/h and differential pressure up to 1,100 mbar. With its significantly expanded range of performance, the side channel technology can now be used in completely new applications that were previously inconceivable.




VORTEILE AUF EINEN BLICK

- + VERSCHLEISSFREI
- + GERINGE BETRIEBS- UND ENERGIEKOSTEN
- + HOHE LAUFRUHE
- + SEHR NIEDRIGER, UM BIS ZU 50 % REDUZIERTER GERÄUSCHPEGEL DANK SOUND ENGINEERING
- + UNEMPFINDLICH GEGEN STAUB UND FLUSEN
- + PULSATIONSFREI
- + BETRIEB MIT FREQUENZUMRICHTER BIS 87 HZ
- + 40,000 BETRIEBSSTUNDEN WARTUNGSFREI
- + IE3 MOTOR IN DER STANDARDAUSFÜHRUNG

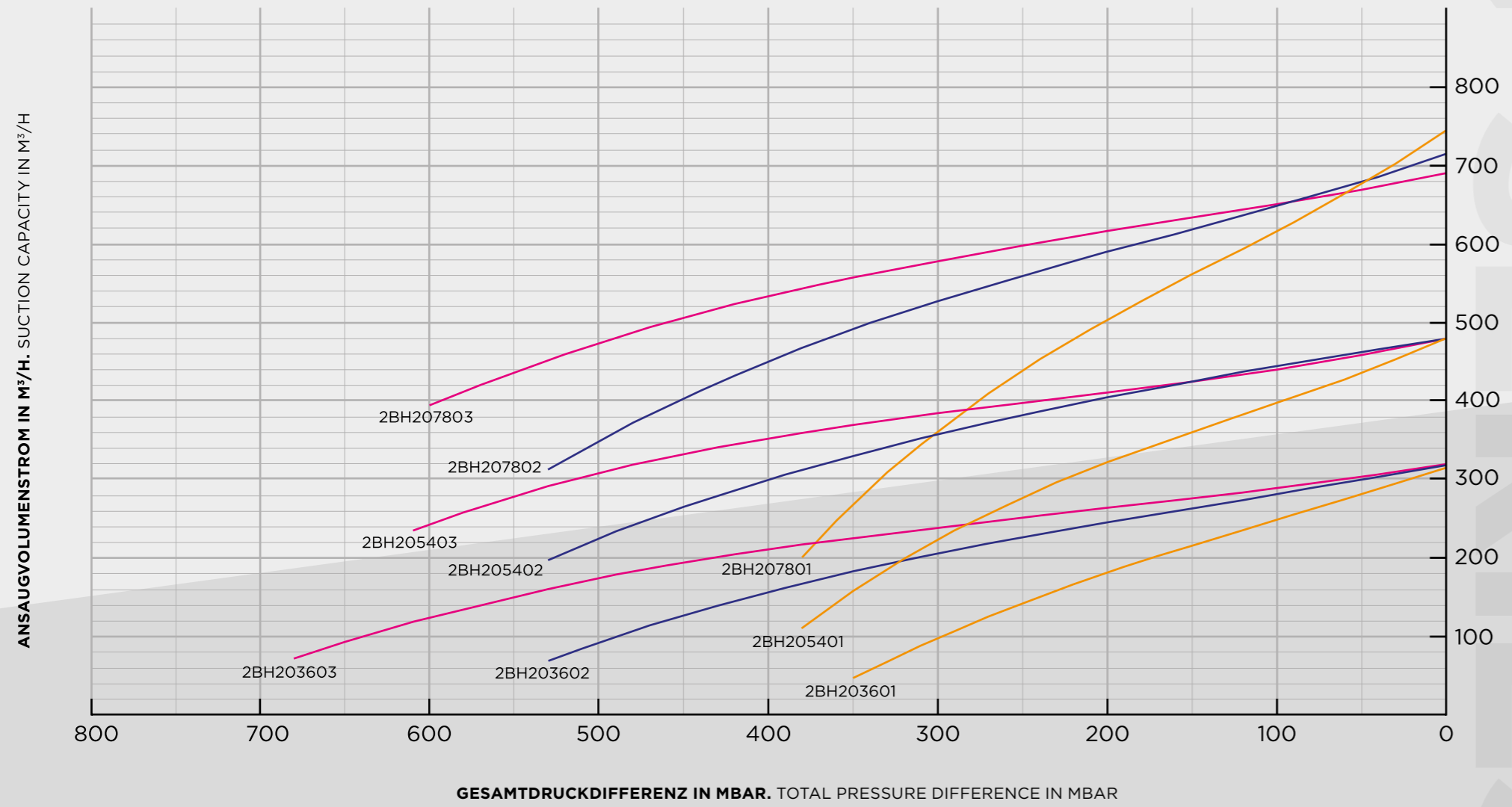
ADVANTAGES AT A GLANCE

- + WEAR FREE
- + LOW OPERATING AND ENERGY COSTS
- + EXTREMELY SMOOTH RUNNING
- + VERY LOW NOISE LEVEL REDUCED UP TO 50% AS A RESULT OF ACOUSTIC ENGINEERING
- + DUST AND FLUFF RESISTANT
- + PULSATION FREE
- + OPERATION WITH FREQUENCY CONVERTER UP TO 87HZ
- + 40.000 HOURS MAINTENANCE FREE
- + IE3 MOTOR IN STANDARD VERSION





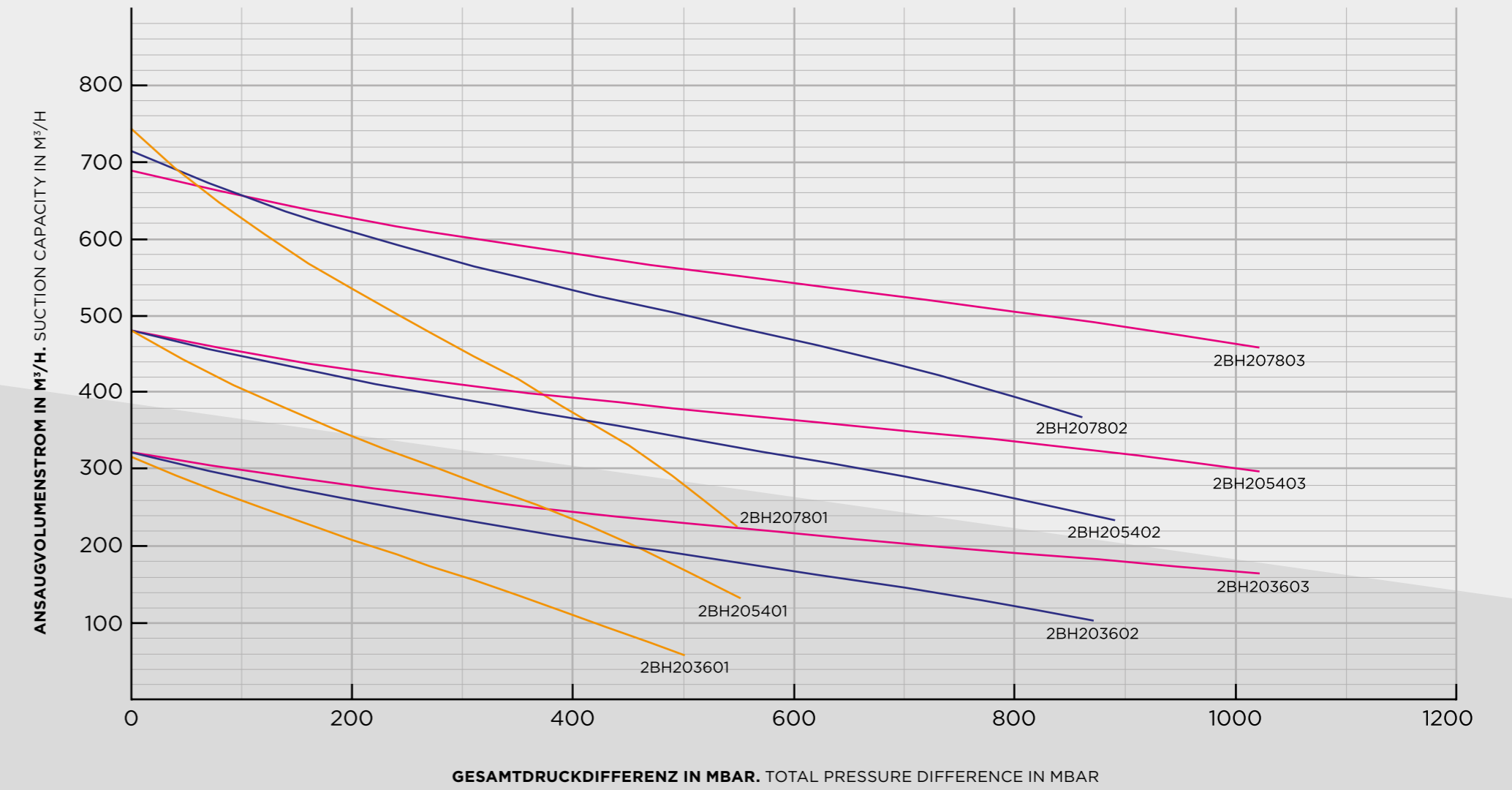
AUSWAHLÜBERSICHT G-BH2 50Hz VAKUUM | SELECTION OVERVIEW G-BH2 50Hz VACUUM



2BH20360-1 / 2BH20360-2 / 2BH20360-3 - P48. 2BH20540-1 / 2BH20540-2 / 2BH20540-3 - P50. 2BH20780-1 / 2BH20780-2 / 2BH20780-3 - P52.

■ EINSTUFIGE | SINGLE STAGE ■ ZWEISTUFIG | DOUBLE STAGE ■ DREISTUFIG | TRIPLE STAGE

AUSWAHLÜBERSICHT G-BH2 50Hz DRUCK | SELECTION OVERVIEW G-BH2 50Hz PRESSURE

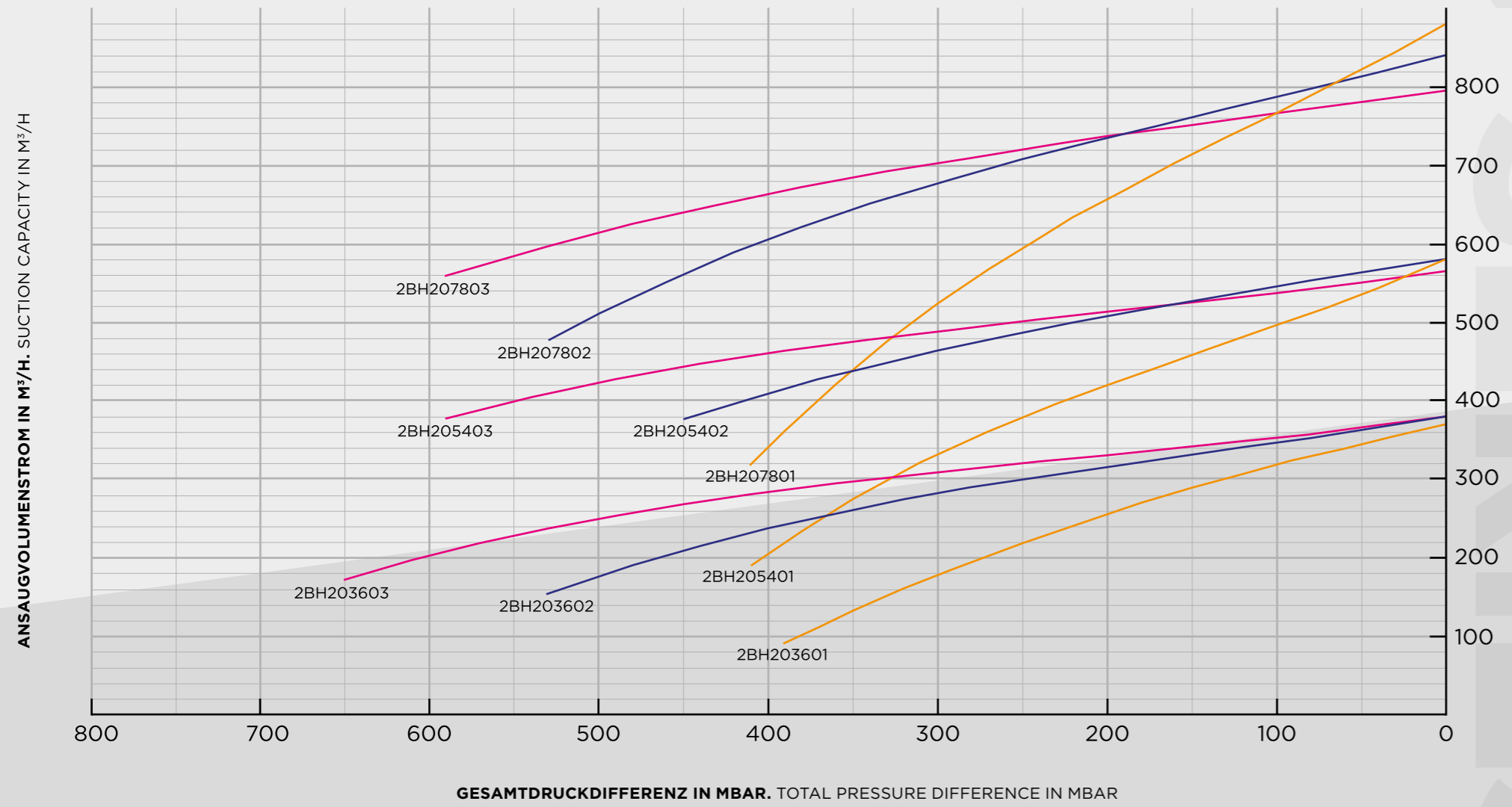


2BH20360-1 / 2BH20360-2 / 2BH20360-3 - P48. 2BH20540-1 / 2BH20540-2 / 2BH20540-3 - P50. 2BH20780-1 / 2BH20780-2 / 2BH20780-3 - P52.

■ EINSTUFIGE | SINGLE STAGE ■ ZWEISTUFIG | DOUBLE STAGE ■ DREISTUFIG | TRIPLE STAGE



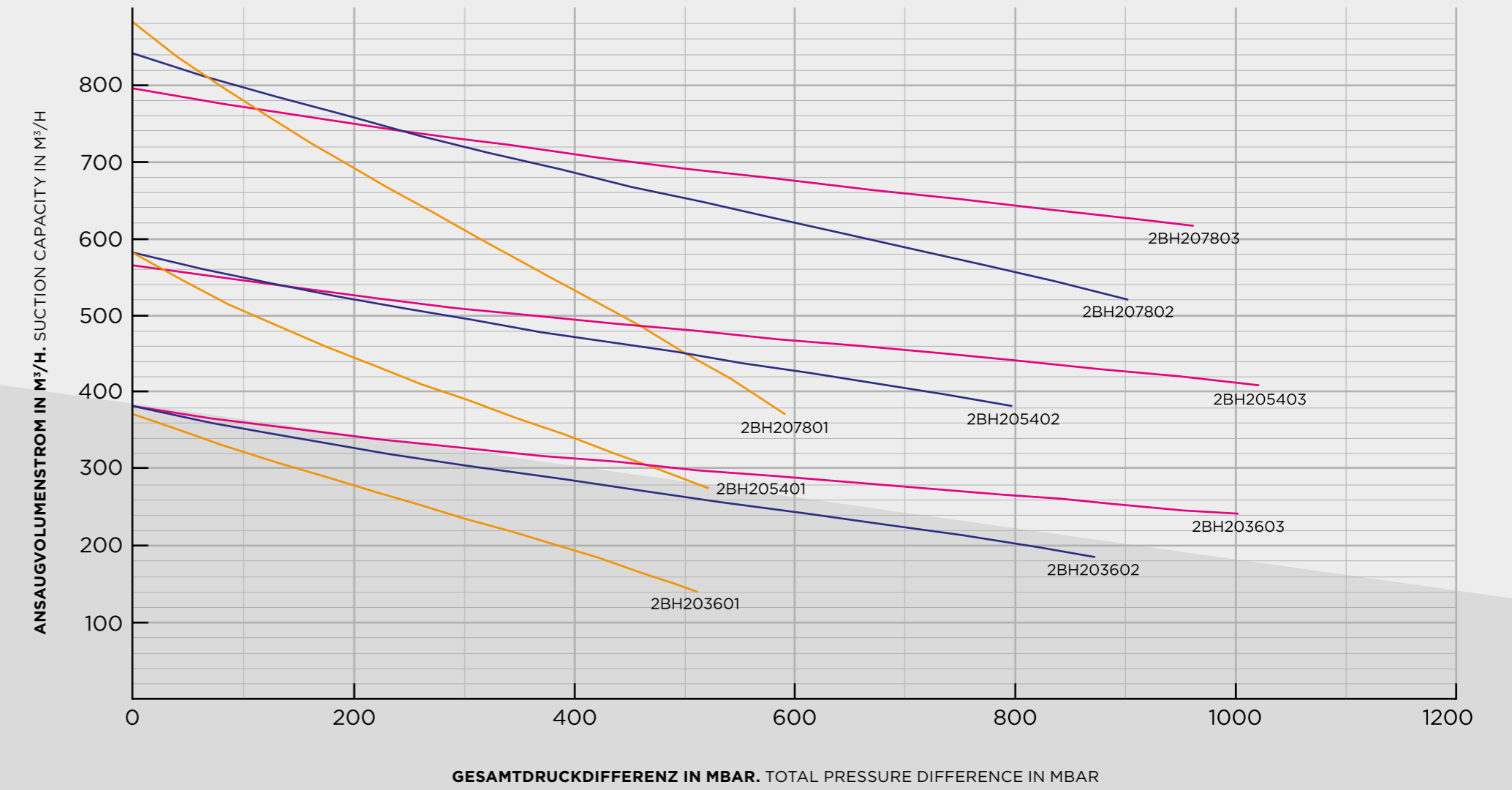
AUSWAHLÜBERSICHT G-BH2 60Hz VAKUUM | SELECTION OVERVIEW G-BH2 60Hz VACUUM



2BH20360-1 / 2BH20360-2 / 2BH20360-3 - P48. 2BH20540-1 / 2BH20540-2 / 2BH20540-3 - P50. 2BH20780-1 / 2BH20780-2 / 2BH20780-3 - P52.

■ EINSTUFIGE | SINGLE STAGE ■ ZWEISTUFIG | DOUBLE STAGE ■ DREISTUFIG | TRIPLE STAGE

AUSWAHLÜBERSICHT G-BH2 60Hz DRUCK | SELECTION OVERVIEW G-BH2 60Hz PRESSURE



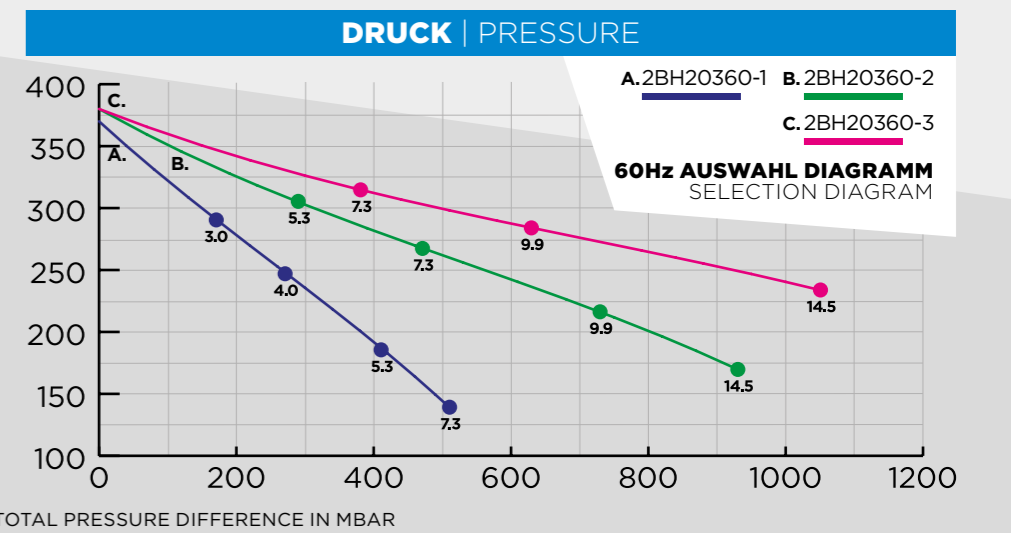
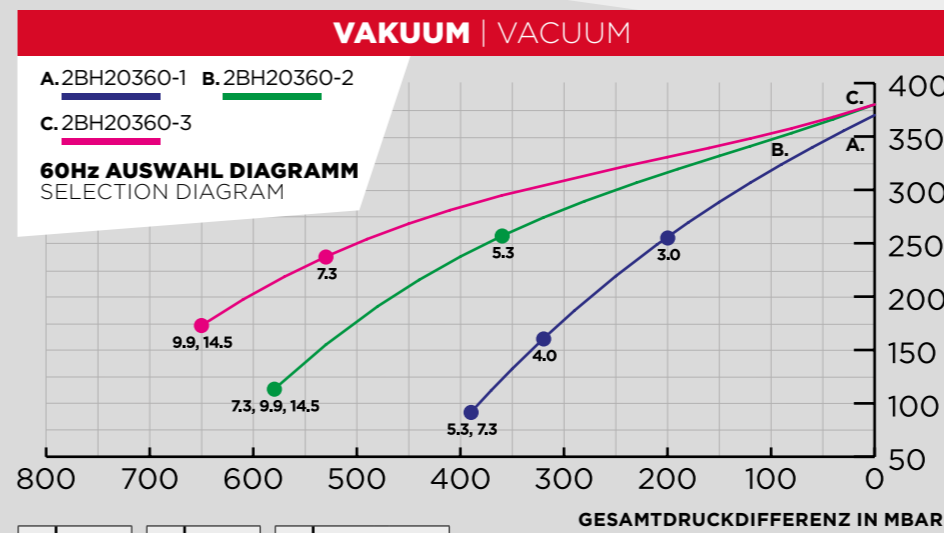
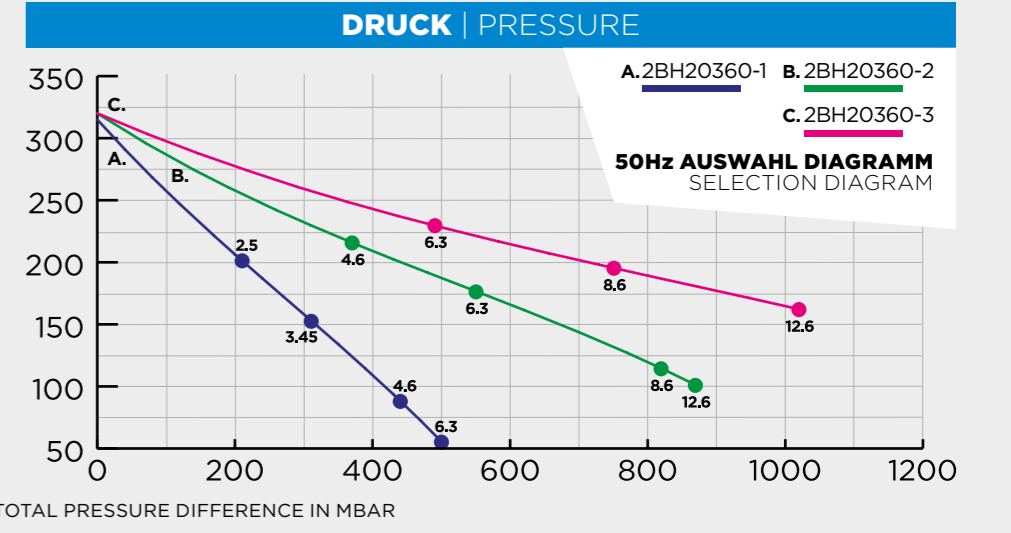
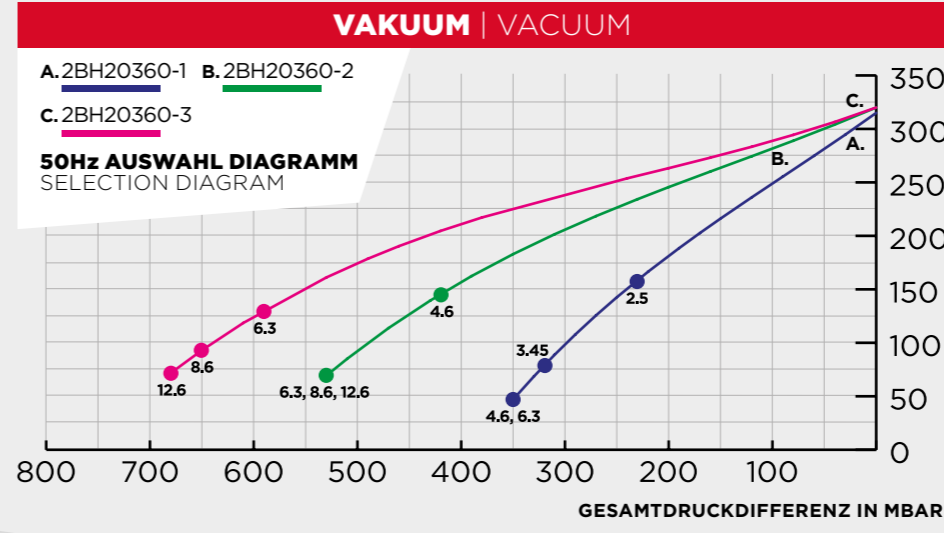
2BH20360-1 / 2BH20360-2 / 2BH20360-3 - P48. 2BH20540-1 / 2BH20540-2 / 2BH20540-3 - P50. 2BH20780-1 / 2BH20780-2 / 2BH20780-3 - P52.

■ EINSTUFIGE | SINGLE STAGE ■ ZWEISTUFIG | DOUBLE STAGE ■ DREISTUFIG | TRIPLE STAGE



**EINSTUFIGE, ZWEISTUFIGE UND DREISTUFIGE VAKUUMPUMPEN
MIT DREIPHASEN-ASYNCHRONMOTOR; VOLUMENSTROM BIS ZU 350m³/h**
SINGLE, DOUBLE & TRIPLE STAGE VACUUM PUMPS
WITH THREE PHASE ASYNCHRONOUS MOTOR; VOLUME FLOW UP TO 350m³/h

BESTELL-NR. ORDER NO.	FREQUENZ Frequency Hz	BEMESSUNGS RATED			SCHALL DRUCKPEGEL Sound pressure level dB(A)	IE3 IEnd	Vakuumbegrenzungsventil Stück x Typ	Druckbegrenzungsventil Stück x Typ
		SPANNUNG Voltage V	STROM Current A	LEISTUNG Power kW			Vacuum relief valve Items x type	Pressure relief valve Items x type
2BH20360-1AAQJ7-BA	50	380-420 Δ / 660-725 Y	4,4 Δ / 2,5 Y	2,5	64	IE3	1x 2BX4 740/ ...840	1x 2BX4 741/ ...841
	60	440-480 Δ	4,3 Δ	3,0	68	IE3	1x 2BX4 744/ ...844	1x 2BX4 755/ ...855
2BH20360-1AAQK7-BA	50	380-420 Δ / 660-725 Y	6,7 Δ / 3,85 Y	3,45	70	IE3	1x 2BX4 740/ ...840	1x 2BX4 741/ ...841
	60	440-480 Δ	6,6 Δ	4,0	72	IE3	1x 2BX4 744/ ...844	1x 2BX4 745/ ...845
2BH20360-1AAQL7-BA	50	380-420 Δ / 660-725 Y	8,6 Δ / 5,0 Y	4,6	65	IE3	1x 2BX4 740/ ...840	1x 2BX4 741/ ...841
	60	440-480 Δ	8,5 Δ	5,3	70	IE3	1x 2BX4 744/ ...844	1x 2BX4 745/ ...845
2BH20360-1AAQM7-BA	50	380-420 Δ / 660-725 Y	11,8 Δ / 6,8 Y	6,3	71	IE3	1x 2BX4 740/ ...840	1x 2BX4 741/ ...841
	60	440-480 Δ	12,0 Δ	7,3	75	IE3	1x 2BX4 744/ ...844	1x 2BX4 745/ ...845
2BH20360-2AAQL7-BA	50	380-420 Δ / 660-725 Y	8,6 Δ / 5,0 Y	4,6	65	IE3	1x 2BX4 740/ ...840	1x 2BX4 741/ ...841
	60	440-480 Δ	8,5 Δ	5,3	69	IE3	1x 2BX4 744/ ...844	1x 2BX4 745/ ...845
2BH20360-2AAQM7-BA	50	380-420 Δ / 660-725 Y	11,8 Δ / 6,8 Y	6,3	70	IE3	1x 2BX4 740/ ...840	1x 2BX4 741/ ...841
	60	440-480 Δ	12,0 Δ	7,3	75	IE3	1x 2BX4 744/ ...844	1x 2BX4 745/ ...845
2BH20360-2AAQN7-BA	50	380-420 Δ / 660-725 Y	15,5 Δ / 8,9 Y	8,6	70	IE3	1x 2BX4 740/ ...840	1x 2BX4 741/ ...841
	60	440-480 Δ	15,3 Δ	9,9	75	IE3	1x 2BX4 744/ ...844	1x 2BX4 745/ ...845
2BH20360-2AAQP7-BA	50	380-420 Δ / 660-725 Y	23,3 Δ / 13,4 Y	12,6	71	IE3	1x 2BX4 740/ ...840	1x 2BX4 741/ ...841
	60	440-480 Δ	23,0 Δ	14,5	76	IE3	1x 2BX4 744/ ...844	1x 2BX4 745/ ...845
2BH20360-3AAQM7-BA	50	380-420 Δ / 660-725 Y	11,8 Δ / 6,8 Y	6,3	69	IE3	1x 2BX4 740/ ...840	1x 2BX4 741/ ...841
	60	440-480 Δ	12,0 Δ	7,3	74	IE3	1x 2BX4 744/ ...844	1x 2BX4 745/ ...845
2BH20360-3AAQN7-BA	50	380-420 Δ / 660-725 Y	15,5 Δ / 8,9 Y	8,6	69	IE3	1x 2BX4 740/ ...840	1x 2BX4 741/ ...841
	60	440-480 Δ	15,3 Δ	9,9	74	IE3	1x 2BX4 744/ ...844	1x 2BX4 745/ ...845
2BH20360-3AAQP7-BA	50	380-420 Δ / 660-725 Y	23,3 Δ / 13,4 Y	12,6	70	IE3	1x 2BX4 740/ ...840	1x 2BX4 741/ ...841
	60	440-480 Δ	23,0 Δ	14,5	75	IE3	1x 2BX4 744/ ...844	1x 2BX4 745/ ...845



Dokumente anzeigen | View Documents
Scannen, um Datenblätter, Bedienungsanleitung
und andere Dokumente herunterzuladen |
Scan to download datasheets, operating manual
and other documentation.

**Alle G-BH2-Maschinen
sind CE zertifiziert** |
All G-BH2 machines are
CE certified.

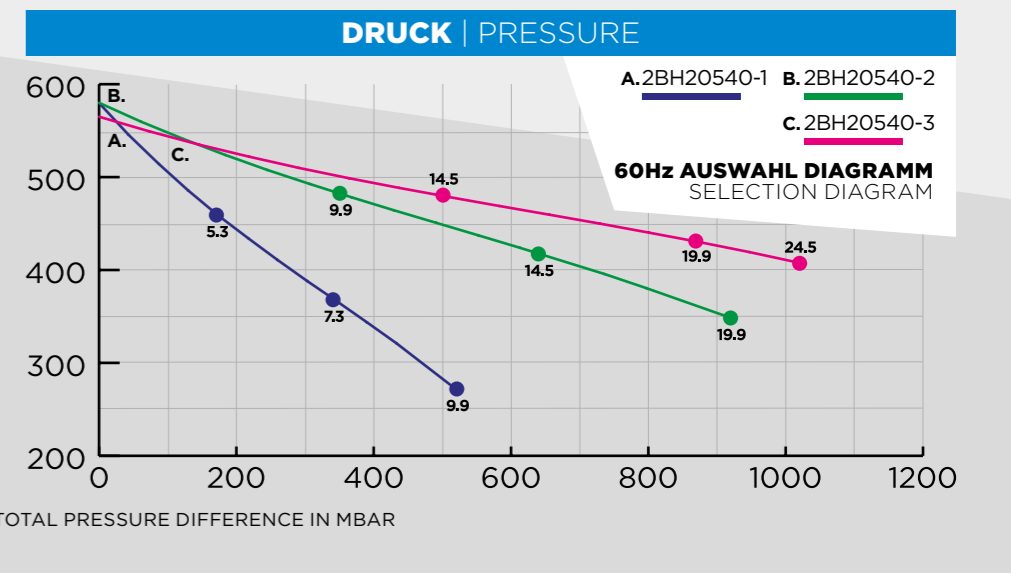
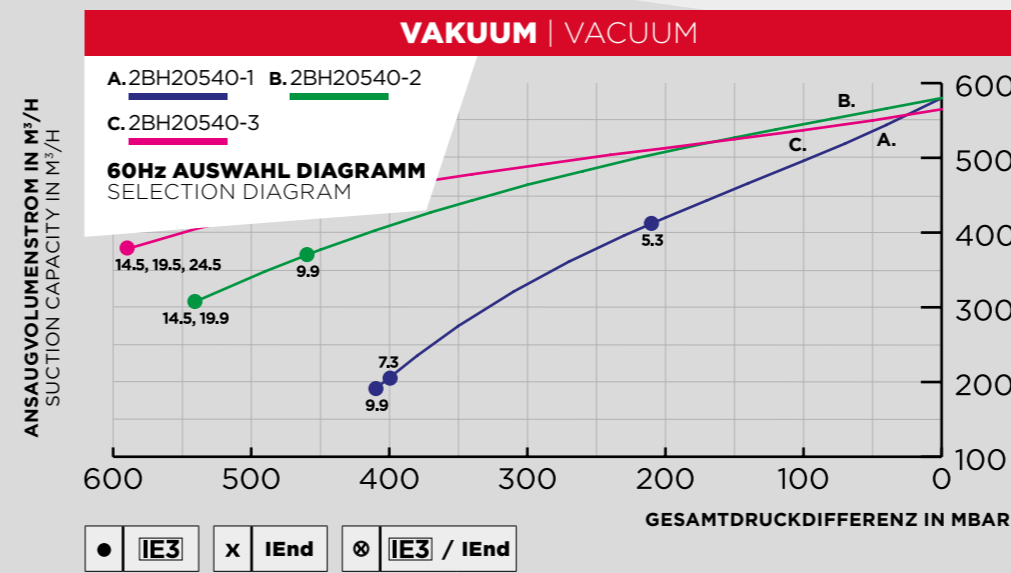
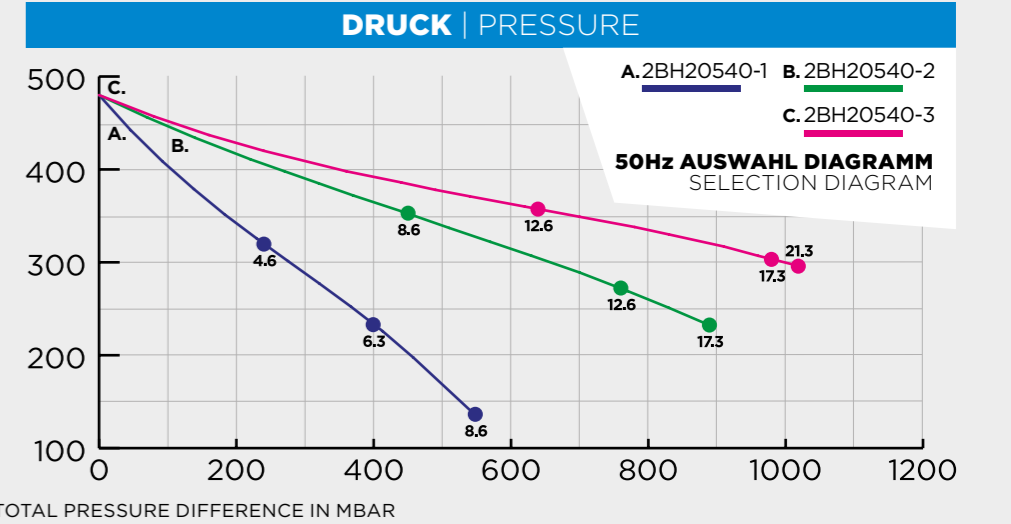
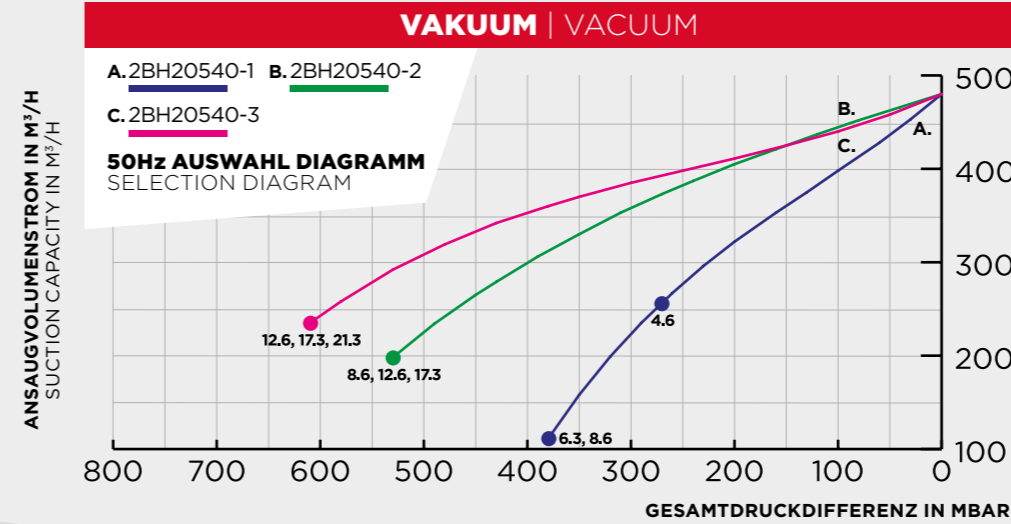
**Warum nicht auch
darüber nachdenken?**
Why not also consider

● IE3 x IEnd ⊗ IE3 / IEnd

**EINSTUFIGE, ZWEISTUFIGE UND DREISTUFIGE VAKUUMPUMPEN
MIT DREIPHASEN-ASYNCHRONMOTOR; VOLUMENSTROM BIS ZU 600m³/h**
SINGLE, DOUBLE & TRIPLE STAGE VACUUM PUMPS
WITH THREE PHASE ASYNCHRONOUS MOTOR; VOLUME FLOW UP TO 600m³/h



BESTELL-NR. ORDER NO.	FREQUENZ Frequency	BEMESSUNGS RATED			SCHALL DRUCKPEGEL Sound pressure level	IE3 IEnd	Vakuumbegrenzungsventil Stück x Typ	Druckbegrenzungsventil Stück x Typ
		SPANNUNG Voltage	STROM Current	LEISTUNG Power			Vacuum relief valve Items x type	Pressure relief valve Items x type
	Hz	V	A	kW	dB(A)			
2BH20540-1AAQL7-BA	50	380-420 Δ / 660-725 Y	8,6 Δ / 5,0 Y	4,6	67	IE3	1x 2BX4 740/ ...640	1x 2BX4 741/ ...641
	60	440-480 Δ	8,5 Δ	5,3	71	IE3	1x 2BX4 744/ ...644	1x 2BX4 745/ ...645
2BH20540-1AAQM7-BA	50	380-420 Δ / 660-725 Y	11,8 Δ / 6,8 Y	6,3	70	IE3	1x 2BX4 740/ ...640	1x 2BX4 741/ ...641
	60	440-480 Δ	12,0 Δ	7,3	75	IE3	1x 2BX4 744/ ...644	1x 2BX4 745/ ...645
2BH20540-1AAQN7-BA	50	380-420 Δ / 660-725 Y	15,5 Δ / 8,9 Y	8,6	70	IE3	1x 2BX4 740/ ...640	1x 2BX4 741/ ...641
	60	440-480 Δ	15,3 Δ	9,9	75	IE3	1x 2BX4 744/ ...644	1x 2BX4 745/ ...645
2BH20540-2AAQN7-BA	50	380-420 Δ / 660-725 Y	15,3 Δ / 8,9 Y	8,6	70	IE3	1x 2BX4 740/ ...640	1x 2BX4 741/ ...641
	60	440-480 Δ	15,3 Δ	9,9	75	IE3	1x 2BX4 744/ ...644	1x 2BX4 745/ ...645
2BH20540-2AAQP7-BA	50	380-420 Δ / 660-725 Y	23,3 Δ / 13,4 Y	12,6	70	IE3	1x 2BX4 740/ ...640	1x 2BX4 741/ ...641
	60	440-480 Δ	23,0 Δ	14,5	75	IE3	1x 2BX4 744/ ...644	1x 2BX4 745/ ...645
2BH20540-2AAQQ7-BA	50	380-420 Δ / 660-725 Y	31,7 Δ / 18,3 Y	17,3	70	IE3	1x 2BX4 740/ ...640	1x 2BX4 741/ ...641
	60	440-480 Δ	31,4 Δ	19,9	75	IE3	1x 2BX4 744/ ...644	1x 2BX4 745/ ...645
2BH20540-3AAQP7-BA	50	380-420 Δ / 660-725 Y	23,3 Δ / 13,4 Y	12,6	70	IE3	1x 2BX4 740/ ...640	1x 2BX4 741/ ...641
	60	440-480 Δ	23,0 Δ	14,5	75	IE3	1x 2BX4 744/ ...644	1x 2BX4 745/ ...645
2BH20540-3AAQQ7-BA	50	380-420 Δ / 660-725 Y	31,7 Δ / 18,3 Y	17,3	70	IE3	1x 2BX4 740/ ...640	1x 2BX4 741/ ...641
	60	440-480 Δ	31,4 Δ	19,9	75	IE3	1x 2BX4 744/ ...644	1x 2BX4 745/ ...645
2BH20540-3AAQR7-BA	50	380-420 Δ / 660-725 Y	38,3 Δ / 22,1 Y	21,3	70	IE3	1x 2BX4 740/ ...640	1x 2BX4 741/ ...641
	60	440-480 Δ	38,0 Δ	24,5	75	IE3	1x 2BX4 744/ ...644	1x 2BX4 745/ ...645



Dokumente anzeigen | View Documents
Scannen, um Datenblätter, Bedienungsanleitung
und andere Dokumente herunterzuladen |
Scan to download datasheets, operating manual
and other documentation.

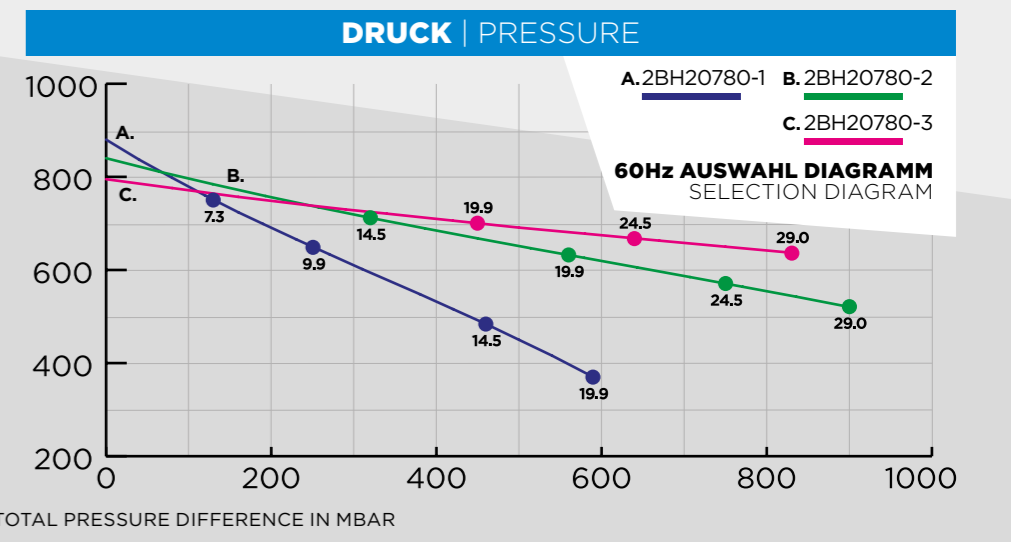
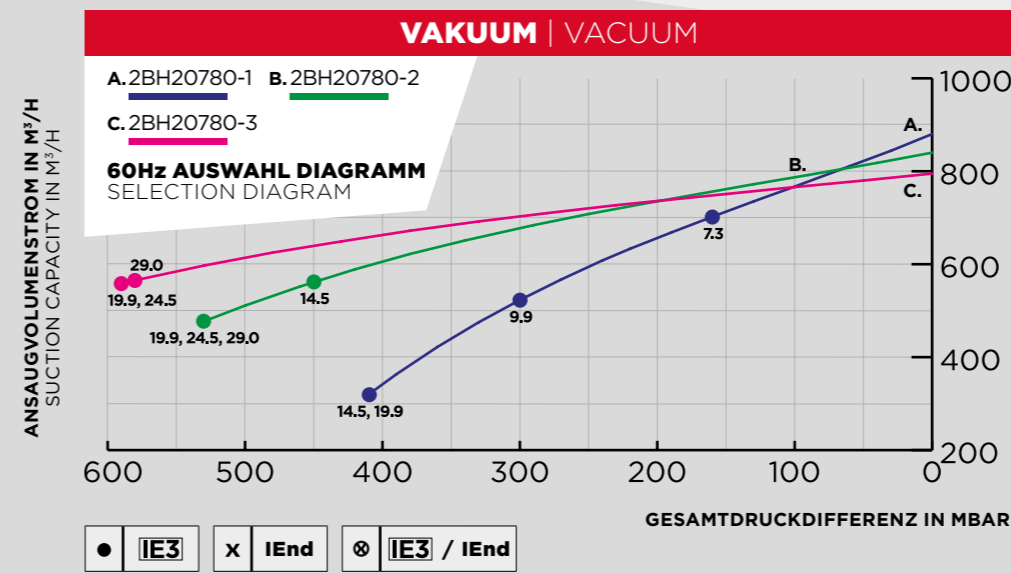
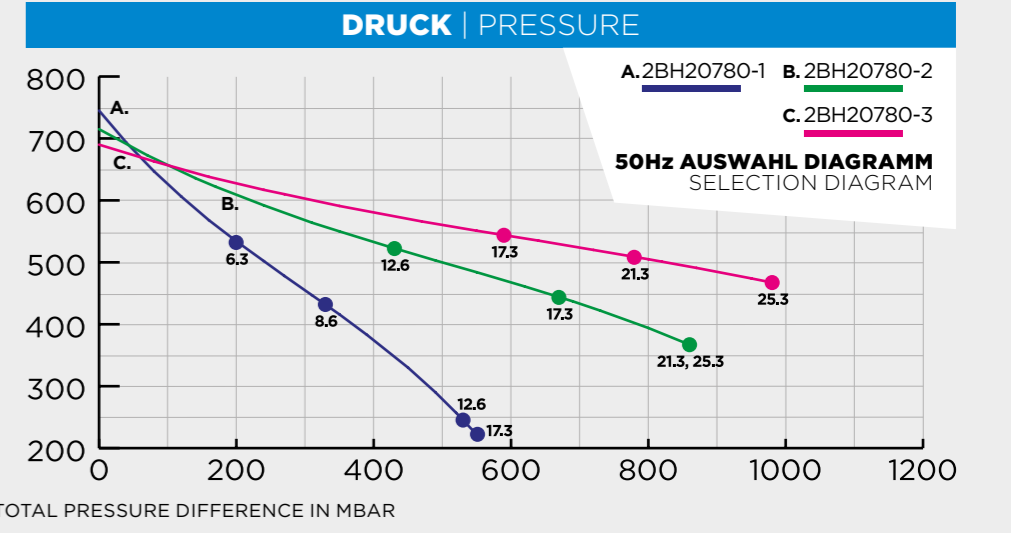
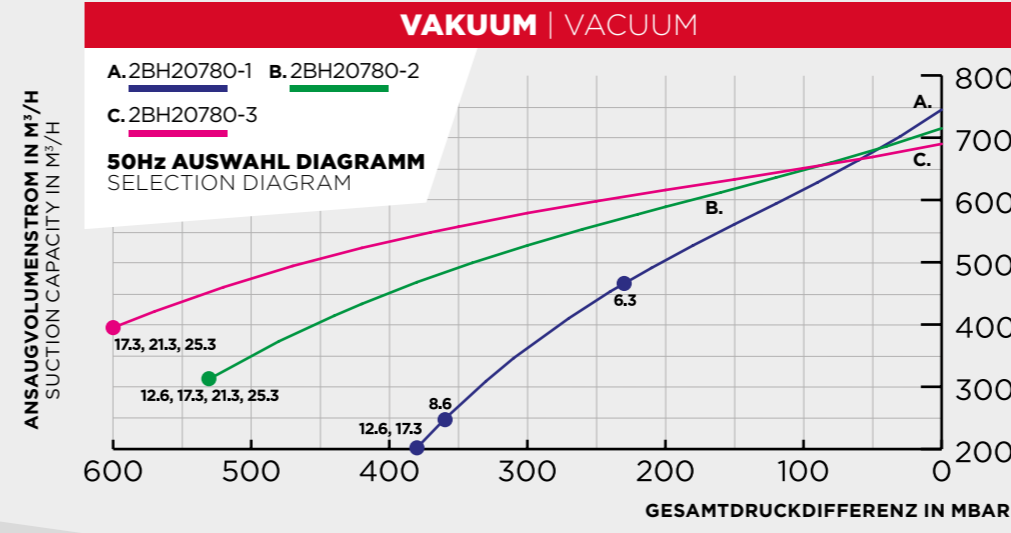
**Alle G-BH2-Maschinen
sind zertifiziert** |
All G-BH2 machines are
 certified.

**Warum nicht auch
darüber nachdenken?**
Why not also consider



**EINSTUFIGE, ZWEISTUFIGE UND DREISTUFIGE VAKUUMPUMPEN
MIT DREIPHASEN-ASYNCHRONMOTOR; VOLUMENSTROM BIS ZU 900m³/h**
SINGLE, DOUBLE & TRIPLE STAGE VACUUM PUMPS
WITH THREE PHASE ASYNCHRONOUS MOTOR; VOLUME FLOW UP TO 900m³/h

BESTELL-NR. ORDER NO.	FREQUENZ Frequency	BEMESSUNGS RATED			SCHALL DRUCKPEGEL Sound pressure level	IE3 IEEnd	Vakuumbegrenzungsventil Stück x Typ Vacuum relief valve Items x type	Druckbegrenzungsventil Stück x Typ Pressure relief valve Items x type
		SPANNUNG Voltage	STROM Current	LEISTUNG Power				
	Hz	V	A	kW	dB(A)			
2BH20780-1AAQM7-BA	50	380-420 Δ / 660-725 Y	11,8 Δ / 6,8 Y	6,3	71	IE3	1x 2BX4 750/ ...660	1x 2BX4 751/ ...661
	60	440-480 Δ	12,0 Δ	7,3	75	IE3	1x 2BX4 754/ ...664	2x 2BX4 755/ ...
2BH20780-1AAQN7-BA	50	380-420 Δ / 660-725 Y	15,5 Δ / 8,9 Y	8,6	71	IE3	1x 2BX4 750/ ...660	1x 2BX4 751/ ...661
	60	440-480 Δ	15,3 Δ	9,9	75	IE3	1x 2BX4 754/ ...664	1x 2BX4 755/ ...665
2BH20780-1AAQP7-BA	50	380-420 Δ / 660-725 Y	23,3 Δ / 13,4 Y	12,6	71	IE3	1x 2BX4 750/ ...660	1x 2BX4 751/ ...661
	60	440-480 Δ	23,0 Δ	14,5	75	IE3	1x 2BX4 754/ ...664	1x 2BX4 755/ ...665
2BH20780-1AAQQ7-BA	50	380-420 Δ / 660-725 Y	31,7 Δ / 18,3 Y	17,3	71	IE3	1x 2BX4 750/ ...660	1x 2BX4 751/ ...661
	60	440-480 Δ	31,4 Δ	19,9	75	IE3	1x 2BX4 754/ ...664	1x 2BX4 755/ ...665
2BH20780-2AAQP7-BA	50	380-420 Δ / 660-725 Y	23,3 Δ / 13,4 Y	12,6	73	IE3	1x 2BX4 750/ ...660	1x 2BX4 751/ ...661
	60	440-480 Δ	23,0 Δ	14,5	77	IE3	1x 2BX4 754/ ...664	1x 2BX4 755/ ...665
2BH20780-2AAQQ7-BA	50	380-420 Δ / 660-725 Y	31,7 Δ / 18,3 Y	17,3	73	IE3	1x 2BX4 750/ ...660	1x 2BX4 751/ ...661
	60	440-480 Δ	31,4 Δ	19,9	77	IE3	1x 2BX4 754/ ...664	1x 2BX4 755/ ...665
2BH20780-2AAQR7-BA	50	380-420 Δ / 660-725 Y	38,3 Δ / 22,1 Y	21,3	73	IE3	1x 2BX4 750/ ...660	1x 2BX4 751/ ...661
	60	440-480 Δ	38,0 Δ	24,5	77	IE3	1x 2BX4 754/ ...664	1x 2BX4 755/ ...665
2BH20780-2AAQS7-BA	50	380-420 Δ / 660-725 Y	46,0 Δ / 26,5 Y	25,3	73	IE3	1x 2BX4 750/ ...660	1x 2BX4 751/ ...661
	60	440-480 Δ	45,0 Δ	29,0	77	IE3	1x 2BX4 754/ ...664	1x 2BX4 755/ ...665
2BH20780-3AAQQ7-BA	50	380-420 Δ / 660-725 Y	31,7 Δ / 18,3 Y	17,3	74	IE3	1x 2BX4 750/ ...660	1x 2BX4 751/ ...661
	60	440-480 Δ	31,4 Δ	19,9	78	IE3	1x 2BX4 754/ ...664	1x 2BX4 755/ ...665
2BH20780-3AAQR7-BA	50	380-420 Δ / 660-725 Y	38,3 Δ / 22,1 Y	21,3	74	IE3	1x 2BX4 750/ ...660	1x 2BX4 751/ ...661
	60	440-480 Δ	38,0 Δ	24,5	78	IE3	1x 2BX4 754/ ...664	1x 2BX4 755/ ...665
2BH20780-3AAQS7-BA	50	380-420 Δ / 660-725 Y	46,0 Δ / 26,5 Y	25,3	74	IE3	1x 2BX4 750/ ...660	1x 2BX4 751/ ...661
	60	440-480 Δ	45,0 Δ	29,0	78	IE3	1x 2BX4 754/ ...664	1x 2BX4 755/ ...665



Dokumente anzeigen | View Documents
Scannen, um Datenblätter, Bedienungsanleitung
und andere Dokumente herunterzuladen |
Scan to download datasheets, operating manual
and other documentation.

**Alle G-BH2-Maschinen
sind cULus zertifiziert** |
All G-BH2 machines are
cULus certified.

**Warum nicht auch
darüber nachdenken?**
Why not also consider



G-BH7

Unerreicht bei hohen Differenzdrücken bis 1,000 mbar in dieser Baugröße.

So können die Vorteile verschleißfreien Arbeitens bei niedrigerem Geräuschpegel in Anwendungen genutzt werden, wo bisher zur Erreichung dieser Druckdifferenz Systeme eingesetzt wurden, die wesentlich größer oder lauter sind, oder starkem Verschleiß unterliegen. Die G-BH7 Pumpen laufen problemlos 20.000 Betriebsstunden und sind dabei faktisch wartungsfrei. In den unterschiedlichsten Anwendungen, unter härtesten Bedingungen überzeugen diese Spezialisten durch Zuverlässigkeit und Langlebigkeit. Unseren Entwicklern ist es gelungen, den niedrigen Geräuschpegel der Maschinen weiter zu optimieren.

Unsurpassed for high differential pressures up to 1.000 mbar in this size.

So far, the systems used to reach these differential pressure ranges were much louder and larger or subject to wear. Now the advantages of wear free operation coupled with a low noise level can also be used in the most demanding applications. The G-BH7 vacuum pumps and compressors can work up to 20,000 hours without maintenance down time. These specialist machines have proven their reliability under the harshest of conditions. Their noise level was already impressively low, but our engineers and designers were able to make them even more quiet.



VORTEILE AUF EINEN BLICK

- +** VERSCHLEISSFREI
- +** GERINGE BETRIEBS- UND ENERGIEKOSTEN
- +** HOHE LAUFRUHE
- +** SEHR NIEDRIGER, UM BIS ZU 50 % REDUZIRTER GERÄUSCHPEGEL DANK SOUND ENGINEERING
- +** UNEMPFINDLICH GEGEN STAUB UND FLUSEN
- +** PULSATIONSFREI
- +** BETRIEB MIT FREQUENZUMRICHTER BIS 87 HZ

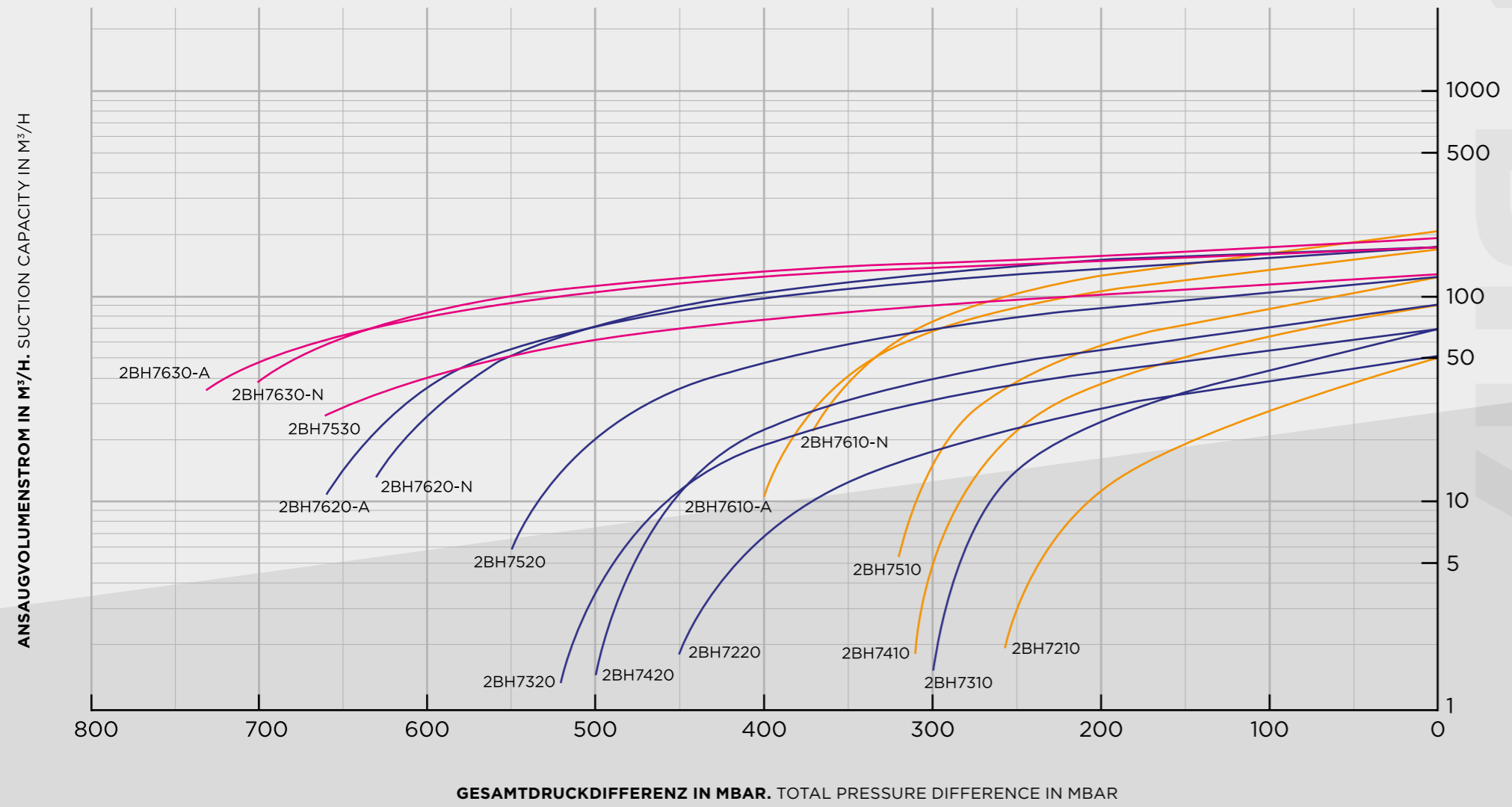
ADVANTAGES AT A GLANCE

- +** WEAR FREE
- +** LOW OPERATING AND ENERGY COSTS
- +** EXTREMELY SMOOTH RUNNING
- +** VERY LOW NOISE LEVEL REDUCED UP TO 50% AS A RESULT OF ACOUSTIC ENGINEERING
- +** DUST AND FLUFF RESISTANT
- +** PULSATION FREE
- +** OPERATION WITH FREQUENCY CONVERTER UP TO 87HZ

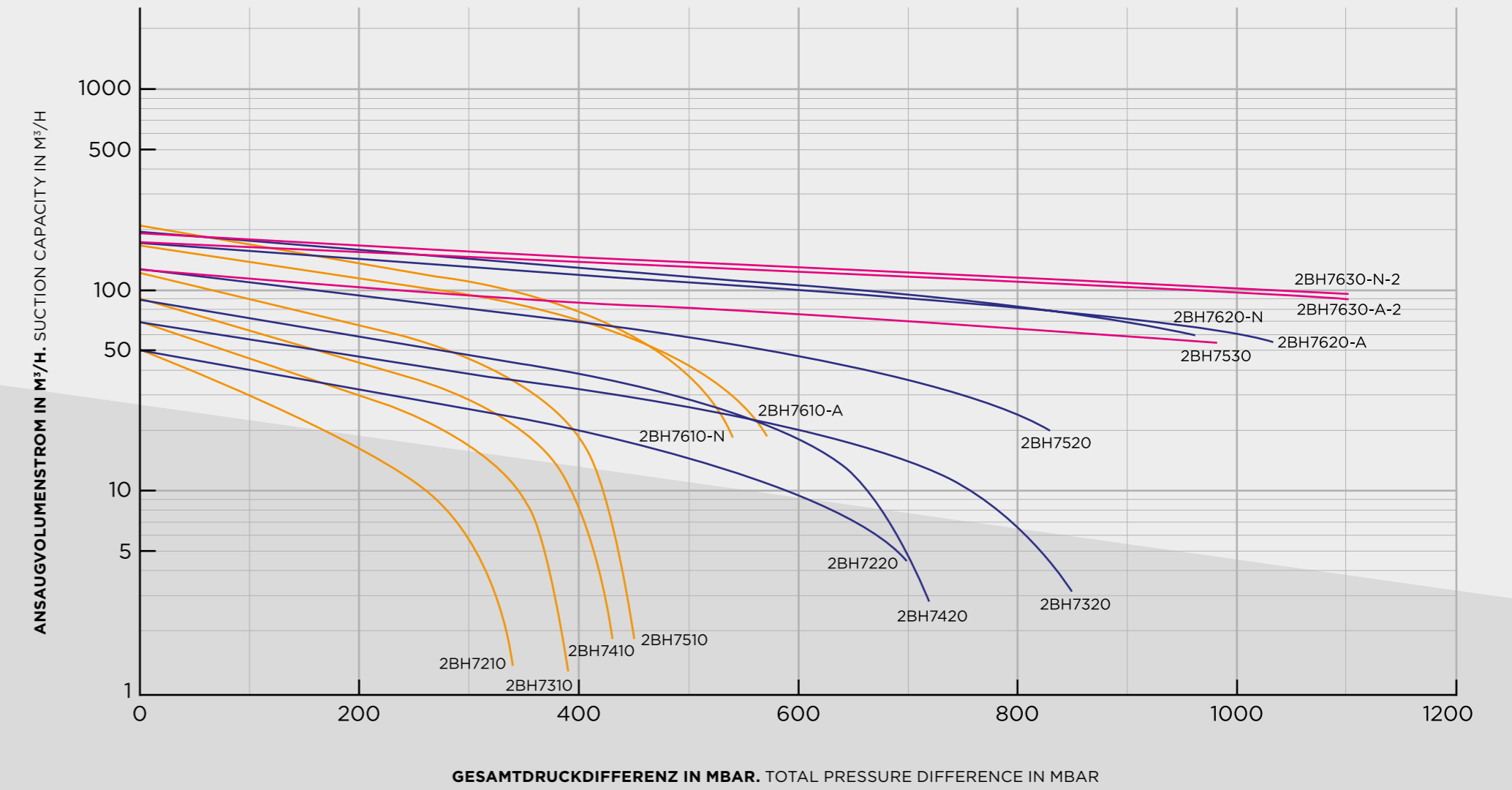




AUSWAHLÜBERSICHT G-BH7 50Hz VAKUUM | SELECTION OVERVIEW G-BH7 50Hz VACUUM



AUSWAHLÜBERSICHT G-BH7 50Hz DRUCK | SELECTION OVERVIEW G-BH7 50Hz PRESSURE



2BH7210 / 2BH7220 / 2BH7310 / 2BH7320 - P60. 2BH7410 / 2BH7420 / 2BH7510 / 2BH7520 - P62. 2BH7530 / 2BH7630 - P64. 2BH7610 / 2BH7620 - P66.

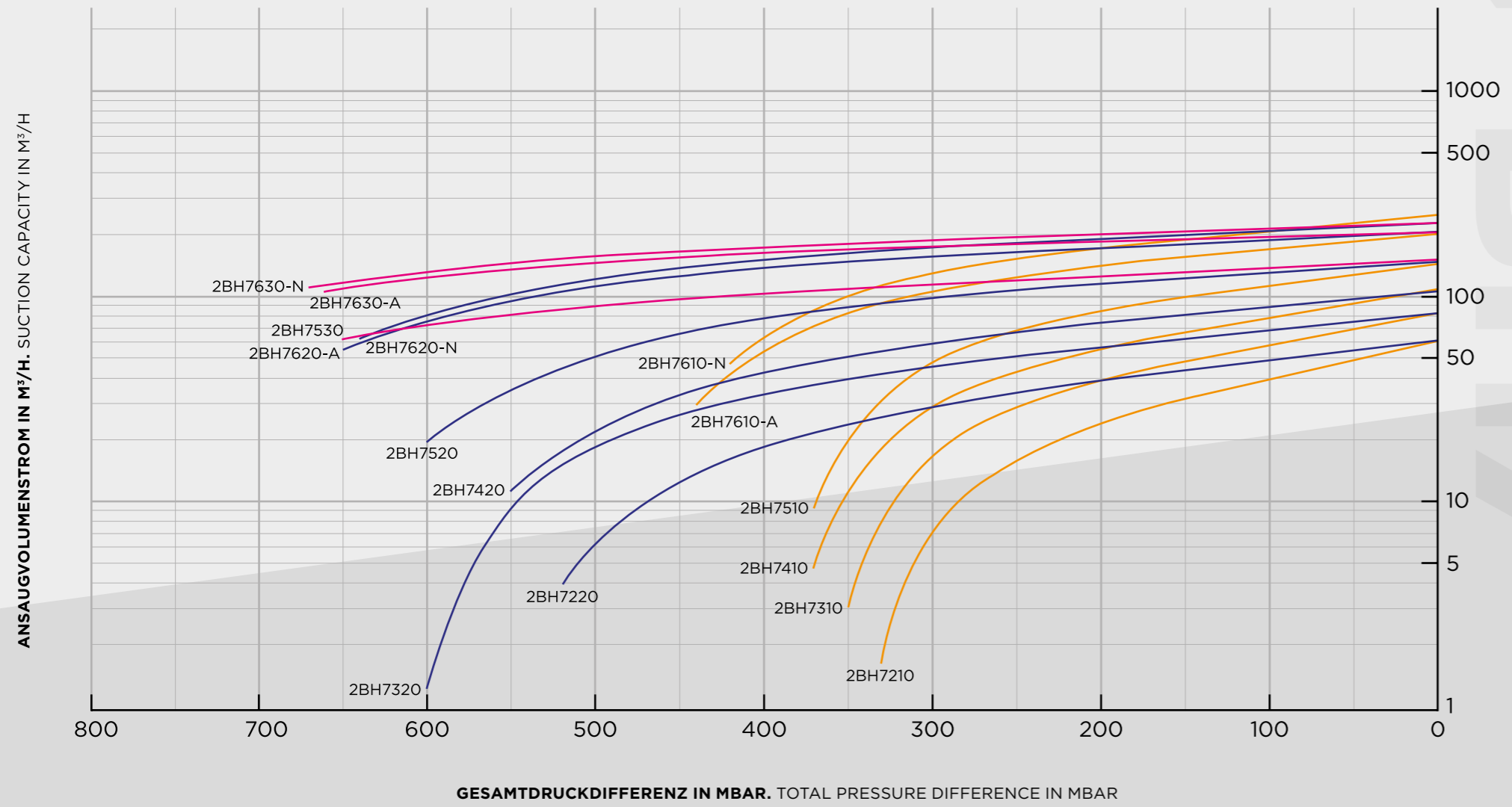
■ EINSTUFIGE | SINGLE STAGE ■ ZWEISTUFIG | DOUBLE STAGE ■ DREISTUFIG | TRIPLE STAGE

2BH7210 / 2BH7220 / 2BH7310 / 2BH7320 - P60. 2BH7410 / 2BH7420 / 2BH7510 / 2BH7520 - P62. 2BH7530 / 2BH7630 - P64. 2BH7610 / 2BH7620 - P66.

■ EINSTUFIGE | SINGLE STAGE ■ ZWEISTUFIG | DOUBLE STAGE ■ DREISTUFIG | TRIPLE STAGE



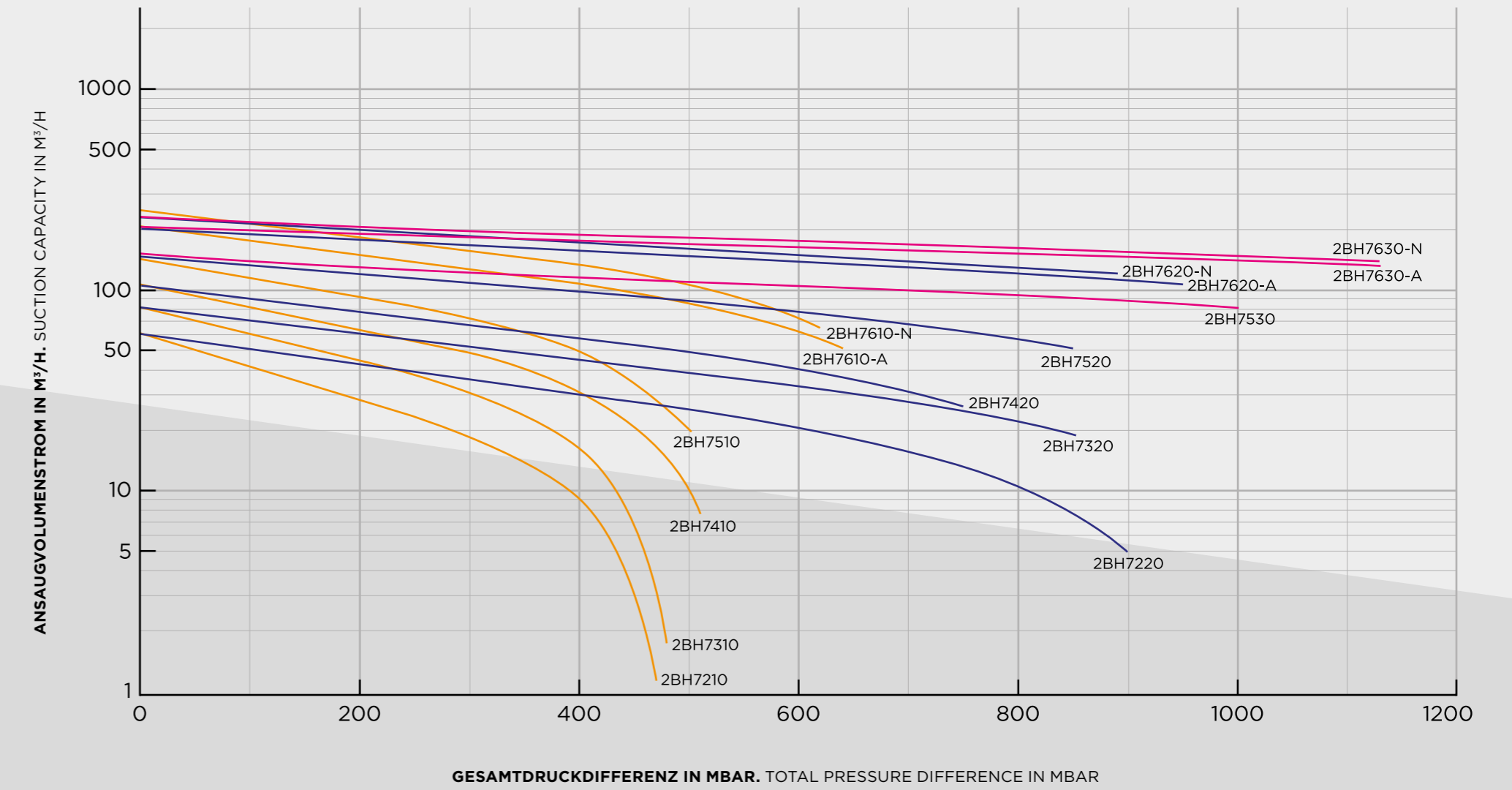
AUSWAHLÜBERSICHT G-BH7 60Hz VAKUUM | SELECTION OVERVIEW G-BH7 60Hz VACUUM



2BH7210 / 2BH7220 / 2BH7310 / 2BH7320 - P60. 2BH7410 / 2BH7420 / 2BH7510 / 2BH7520 - P62. 2BH7530 / 2BH7630 - P64. 2BH7610 / 2BH7620 - P66.

■ EINSTUFIGE | SINGLE STAGE ■ ZWEISTUFIG | DOUBLE STAGE ■ DREISTUFIG | TRIPLE STAGE

AUSWAHLÜBERSICHT G-BH7 50Hz DRUCK | SELECTION OVERVIEW G-BH7 60Hz PRESSURE



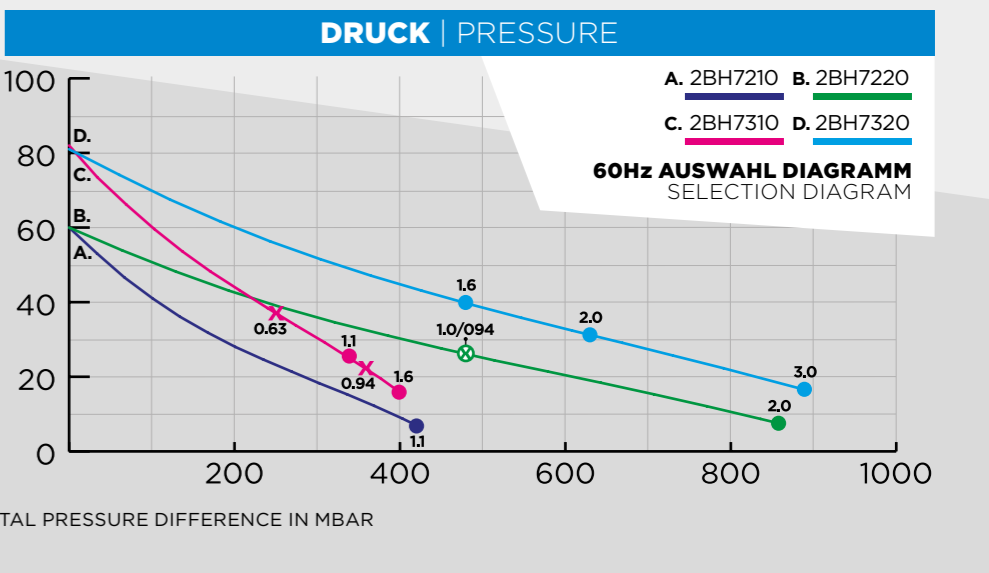
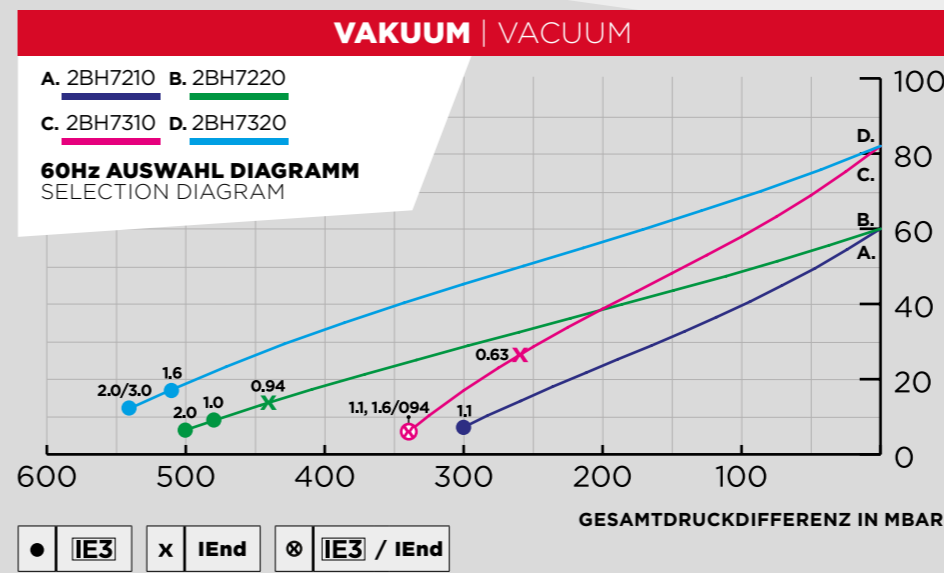
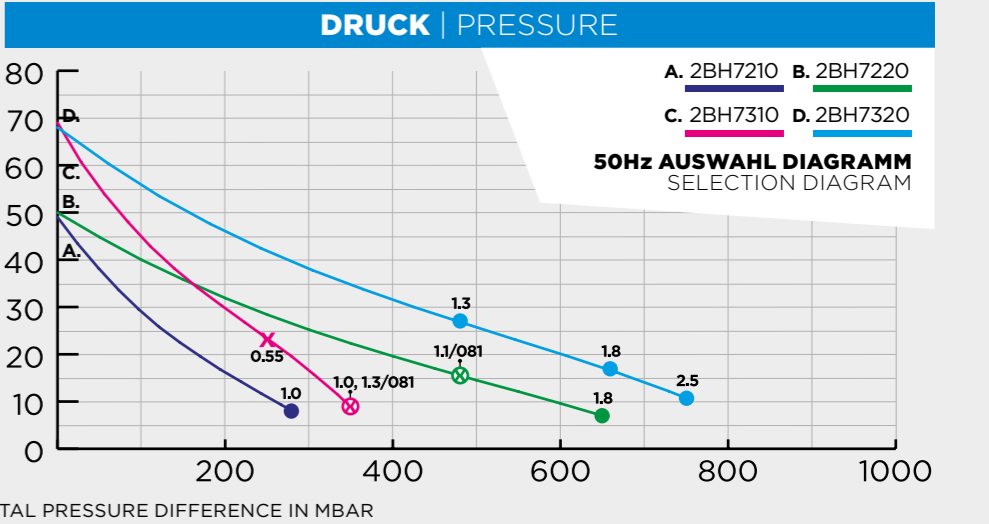
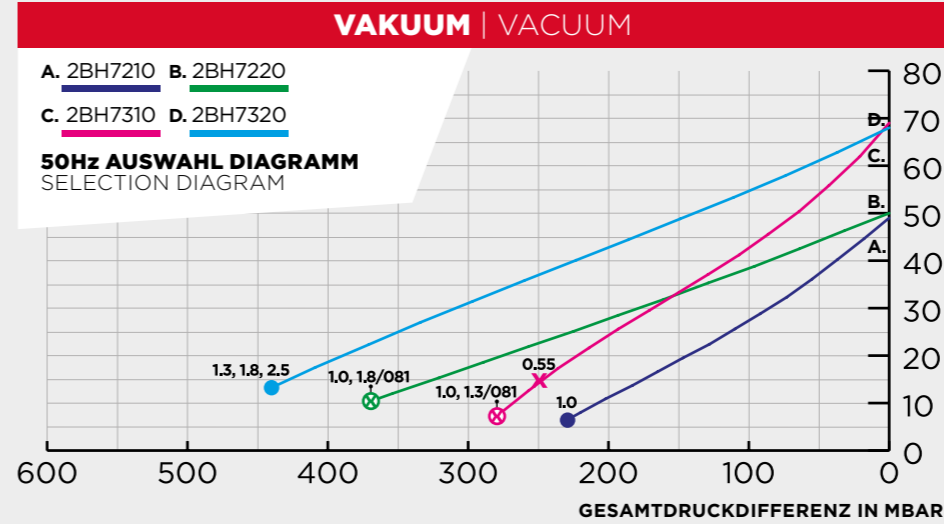
2BH7210 / 2BH7220 / 2BH7310 / 2BH7320 - P60. 2BH7410 / 2BH7420 / 2BH7510 / 2BH7520 - P62. 2BH7530 / 2BH7630 - P64. 2BH7610 / 2BH7620 - P66.

■ EINSTUFIGE | SINGLE STAGE ■ ZWEISTUFIG | DOUBLE STAGE ■ DREISTUFIG | TRIPLE STAGE



**EINSTUFIGE, ZWEISTUFIGE UND DREISTUFIGE VAKUUMPUMPEN
MIT DREIPHASEN-ASYNCHRONMOTOR; VOLUMENSTROM BIS ZU 80m³/h**
SINGLE, DOUBLE & TRIPLE STAGE VACUUM PUMPS
WITH THREE PHASE ASYNCHRONOUS MOTOR; VOLUME FLOW UP TO 80m³/h

BESTELL-NR.	FREQUENZ	BEMESSUNGS			SCHALL DRUCKPEGEL	IE3	Vakuumbegrenzungsventil Stück x Typ	Druckbegrenzungsventil Stück x Typ
		SPANNUNG	STROM	LEISTUNG				
ORDER NO.	Frequency	Voltage	Current	Power	Sound pressure level	IEEnd	Vacuum relief valve Items x type	Pressure relief valve Items x type
	Hz	V	A	kW	dB(A)			
2BH7210-0AH16-1	50	200-240 Δ / 345-415 Y	2,8 Δ / 1,6 Y	0,55	58	IEEnd	-	-
	60	220-275 Δ / 380-480 Y	3,0 Δ / 1,7 Y	0,63	62	IEEnd	-	-
2BH7210-0AQ36-1	50	200-240 Δ / 380-420 Y	3,7 Δ / 2,1 Y	1,0	59	IE3	1 x 2BX2 110/...141	1 x 2BX2 111/...143
	60	440-480 Y	2,1 Y	1,1	63	IE3	1 x 2BX2 114/...142	1 x 2BX2 115/...144
2BH7220-0AH26-1	50	200-240 Δ / 345-415 Y	4,0 Δ / 2,3 Y	0,81	58	IEEnd	1x 2BX4 720/ ...820	1x 2BX4 721/ ...821
	60	220-275 Δ / 380-480 Y	4,0 Δ / 2,3 Y	0,94	63	IEEnd	1x 2BX4 724/ ...824	1x 2BX4 725/ ...825
2BH7220-0AQ36-1	50	200-240 Δ / 380-420 Y	3,7 Δ / 2,1 Y	1,0	58	IE3	1x 2BX4 720/ ...820	1x 2BX4 721/ ...821
	60	440-480 Y	2,1 Y	1,1	63	IE3	1x 2BX4 724/ ...824	1x 2BX4 725/ ...825
2BH7220-0AQ56-1	50	200-240 Δ / 380-420 Y	6,0 Δ / 3,5 Y	1,8	62	IE3	1x 2BX4 720/ ...820	1x 2BX4 721/ ...811
	60	440-480 Y	3,4 Y	2,0	67	IE3	1x 2BX4 724/ ...824	1x 2BX4 725/ ...815
2BH7310-0AH16-1	50	200-240 Δ / 345-415 Y	2,8 Δ / 1,6 Y	0,55	58	IEEnd	1 x 2BX2 110/...141	1 x 2BX2 111/...143
	60	220-275 Δ / 380-480 Y	3,0 Δ / 1,7 Y	0,63	62	IEEnd	1 x 2BX2 114/...142	1 x 2BX2 115/...144
2BH7310-0AH26-1	50	200-240 Δ / 345-415 Y	4,0 Δ / 2,3 Y	0,81	58	IEEnd	1 x 2BX2 110/...141	1 x 2BX2 111/...143
	60	220-275 Δ / 380-480 Y	4,0 Δ / 2,3 Y	0,94	62	IEEnd	1 x 2BX2 114/...142	1 x 2BX2 115/...144
2BH7310-0AQ36-1	50	200-240 Δ / 380-420 Y	3,7 Δ / 2,1 Y	1,0	58	IE3	1 x 2BX2 110/...141	1 x 2BX2 111/...143
	60	440-480 Y	2,1 Y	1,1	62	IE3	1 x 2BX2 114/...142	1 x 2BX2 115/...144
2BH7310-0AQ46-1	50	200-240 Δ / 380-420 Y	4,9 Δ / 2,9 Y	1,3	59	IE3	1 x 2BX2 110/...141	1 x 2BX2 111/...143
	60	440-480 Y	2,8 Y	1,6	63	IE3	1 x 2BX2 114/...142	1 x 2BX2 115/...144
2BH7320-0AQ46-1	50	200-240 Δ / 380-420 Y	4,9 Δ / 2,9 Y	1,3	60	IE3	1x 2BX4 720/ ...820	1x 2BX4 721/ ...821
	60	440-480 Y	2,8 Y	1,6	64	IE3	1x 2BX4 724/ ...824	1x 2BX4 725/ ...825
2BH7320-0AQ56-1	50	200-240 Δ / 380-420 Y	6,0 Δ / 3,5 Y	1,8	63	IE3	1x 2BX4 720/ ...820	1x 2BX4 721/ ...821
	60	440-480 Y	3,4 Y	2,0	67	IE3	1x 2BX4 724/ ...824	1x 2BX4 725/ ...825
2BH7320-0AQ66-1	50	200-240 Δ / 380-420 Y	8,8 Δ / 5,0 Y	2,5	63	IE3	1x 2BX4 720/ ...820	1x 2BX4 721/ ...821
	60	440-480 Y	5,2 Y	3,0	67	IE3	1x 2BX4 724/ ...824	1x 2BX4 725/ ...825



Dokumente anzeigen | View Documents
Scannen, um Datenblätter, Bedienungsanleitung und andere Dokumente herunterzuladen | Scan to download datasheets, operating manual and other documentation.

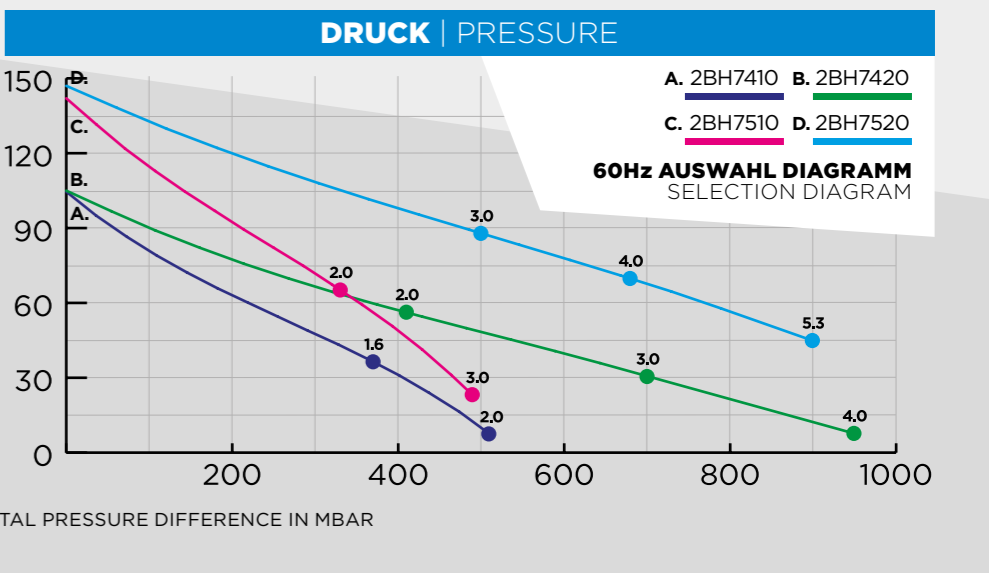
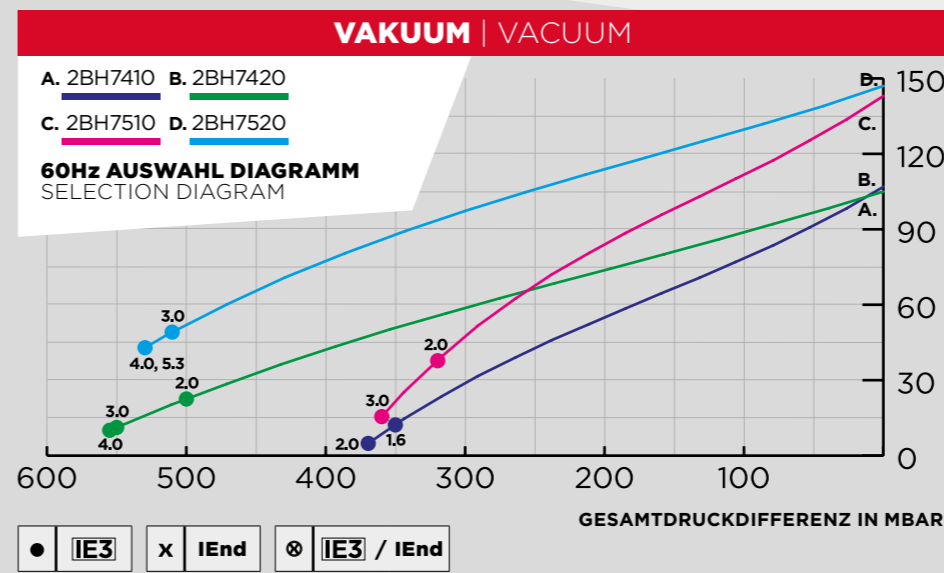
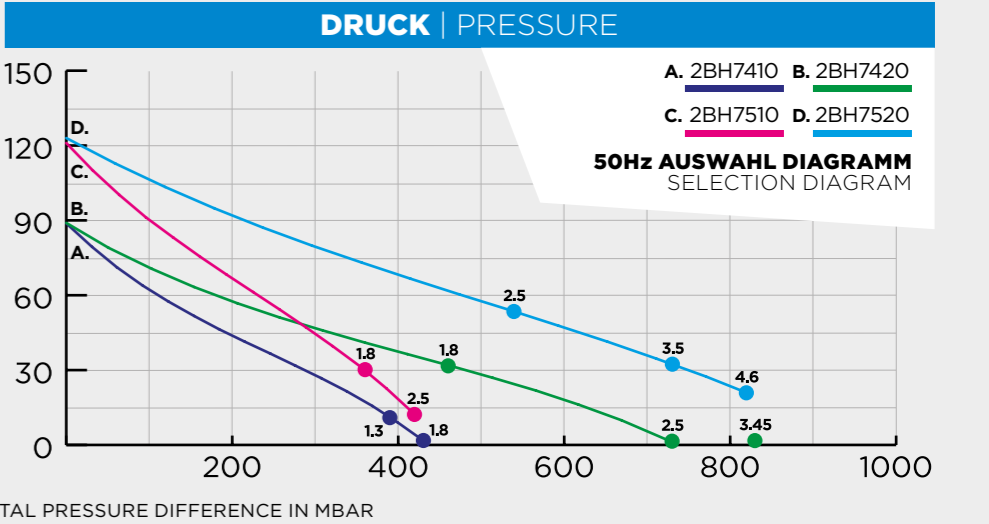
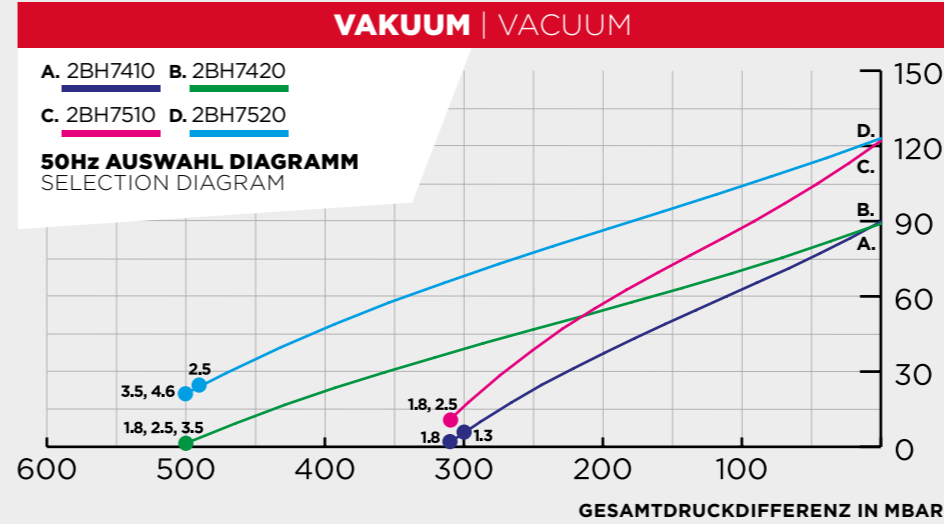
Alle G-BH7-Maschinen sind zertifiziert
All G-BH7 machines are certified.

Warum nicht auch darüber nachdenken?
Why not also consider



**EINSTUFIGE, ZWEISTUFIGE UND DREISTUFIGE VAKUUMPUMPEN
MIT DREIPHASEN-ASYNCHRONMOTOR; VOLUMENSTROM BIS ZU 150m³/h**
SINGLE, DOUBLE & TRIPLE STAGE VACUUM PUMPS
WITH THREE PHASE ASYNCHRONOUS MOTOR; VOLUME FLOW UP TO 150m³/h

BESTELL-NR.	FREQUENZ	BEMESSUNGS			SCHALL DRUCKPEGEL	IE3	Vakuumbegrenzungsventil Stück x Typ	Druckbegrenzungsventil Stück x Typ
		SPANNUNG	STROM	LEISTUNG				
ORDER NO.	Frequency	RATED			Sound pressure level	IEEnd	Vacuum relief valve Items x type	Pressure relief valve Items x type
	Hz	Voltage	Current	Power	dB(A)			
2BH7410-0AQ16-1	50	200-240 Δ / 380-420 Y	4,9 Δ / 2,9 Y	1,3	58	IE3	1 x 2BX2 110/...141	1 x 2BX2 111/...143
	60	440-480 Y	2,8 Y	1,8	63	IE3	1 x 2BX2 114/...142	1 x 2BX2 115/...144
2BH7410-0AQ26-1	50	200-240 Δ / 380-420 Y	6,0 Δ / 3,5 Y	1,8	63	IE3	1 x 2BX2 110/...141	1 x 2BX2 111/...143
	60	440-480 Y	3,4 Y	2,0	68	IE3	1 x 2BX2 114/...142	1 x 2BX2 115/...144
2BH7420-0AQ26-1	50	220-240 Δ / 380-420 Y	6,0 Δ / 3,5 Y	1,8	64	IE3	1x 2BX4 720/ ...820	1x 2BX4 721/ ...821
	60	440-480 Y	3,4 Y	2,0	67	IE3	1x 2BX4 724/ ...824	1x 2BX4 725/ ...825
2BH7420-0AQ36-1	50	200-240 Δ / 380-420 Y	8,8 Δ / 5,0 Y	2,5	64	IE3	1x 2BX4 720/ ...820	1x 2BX4 721/ ...821
	60	440-480 Y	5,2 Y	3,0	67	IE3	1x 2BX4 724/ ...824	1x 2BX4 725/ ...825
2BH7420-0AQ66-1	50	200-240 Δ / 380-420 Y	11,6 Δ / 6,5 Y	3,45	67	IE3	1x 2BX4 720/ ...820	1x 2BX4 721/ ...821
	60	440-480 Y	6,7 Y	4,0	73	IE3	1x 2BX4 724/ ...824	1x 2BX4 725/ ...825
2BH7510-0AQ16-1	50	200-240 Δ / 380-420 Y	6,0 Δ / 3,5 Y	1,8	62	IE3	1 x 2BX2 110/...141	1 x 2BX2 111/...143
	60	440-420 Y	3,4 Y	2,0	68	IE3	1 x 2BX2 114/...142	1 x 2BX2 115/...144
2BH7510-0AQ26-1	50	220-240 Δ / 380-420 Y	8,8 Δ / 5,0 Y	2,5	62	IE3	1 x 2BX2 110/...141	1 x 2BX2 111/...143
	60	440-480 Y	5,2 Y	3,0	68	IE3	1 x 2BX2 114/...142	1 x 2BX2 115/...144
2BH7520-0AQ26-1	50	220-240 Δ / 380-420 Y	8,8 Δ / 5,0 Y	2,5	64	IE3	1x 2BX4 720/ ...820	1x 2BX4 721/ ...821
	60	440-480 Y	5,2 Y	3,0	68	IE3	1x 2BX4 724/ ...824	1x 2BX4 725/ ...825
2BH7520-0AQ56-1	50	220-240 Δ / 380-420 Y	11,6 Δ / 6,7 Y	3,5	67	IE3	1x 2BX4 720/ ...820	1x 2BX4 721/ ...821
	60	440-480 Y	6,5 Y	4,0	73	IE3	1x 2BX4 724/ ...824	1x 2BX4 725/ ...825
2BH7520-0AQ76-1	50	220-240 Δ / 380-420 Y	15,1 Δ / 8,7 Y	4,6	65	IE3	1x 2BX4 720/ ...820	1x 2BX4 721/ ...821
	60	440-480 Y	8,5 Y	5,3	70	IE3	1x 2BX4 724/ ...824	1x 2BX4 725/ ...825



Dokumente anzeigen | View Documents
Scannen, um Datenblätter, Bedienungsanleitung
und andere Dokumente herunterzuladen |
Scan to download datasheets, operating manual
and other documentation.

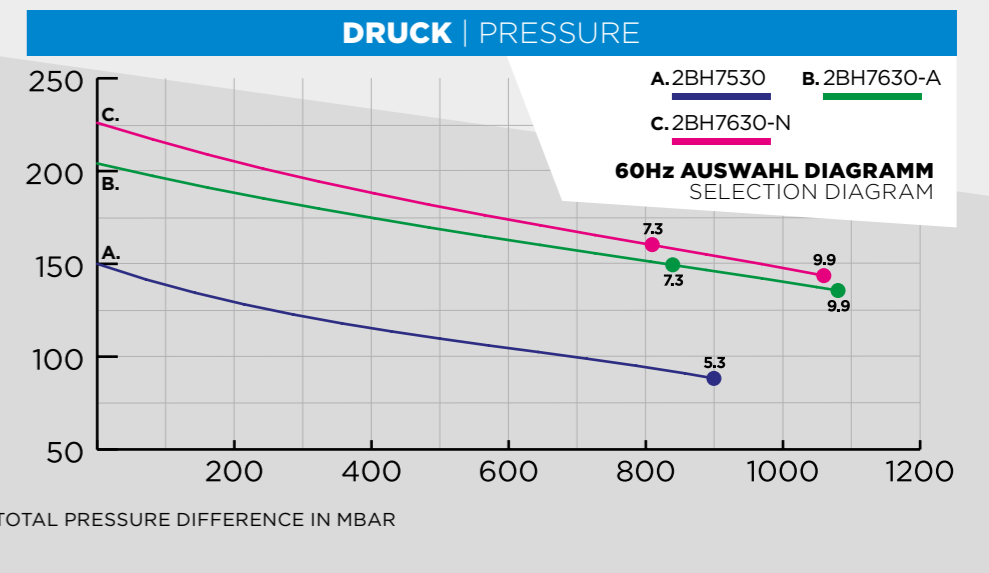
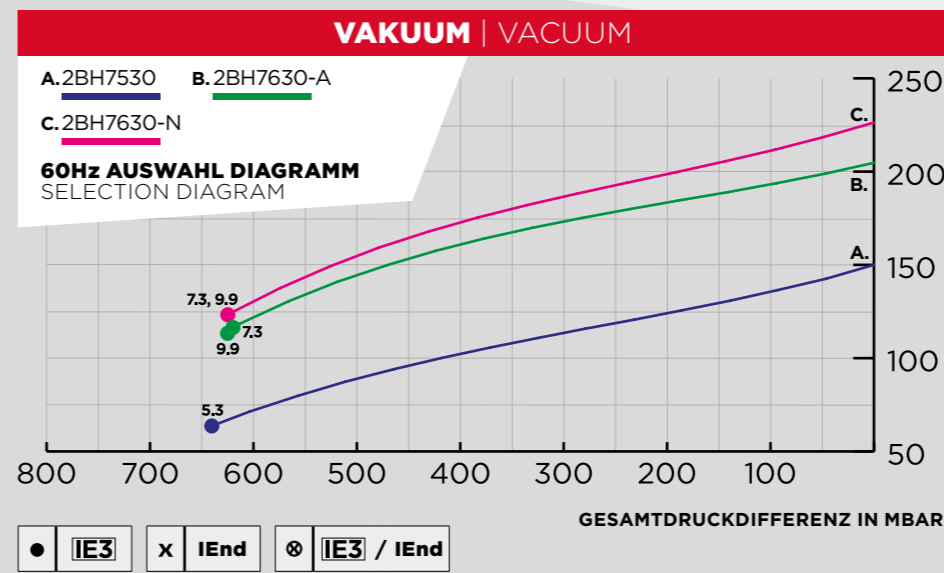
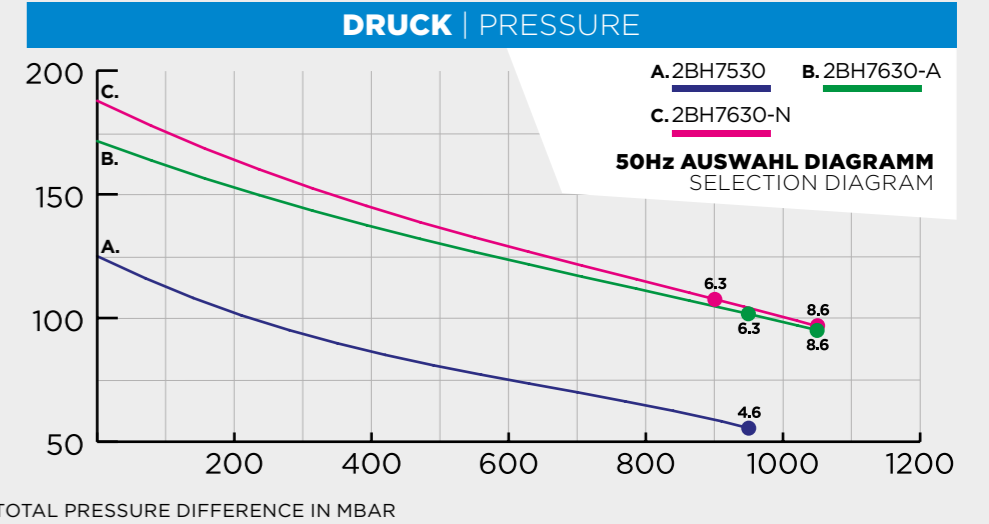
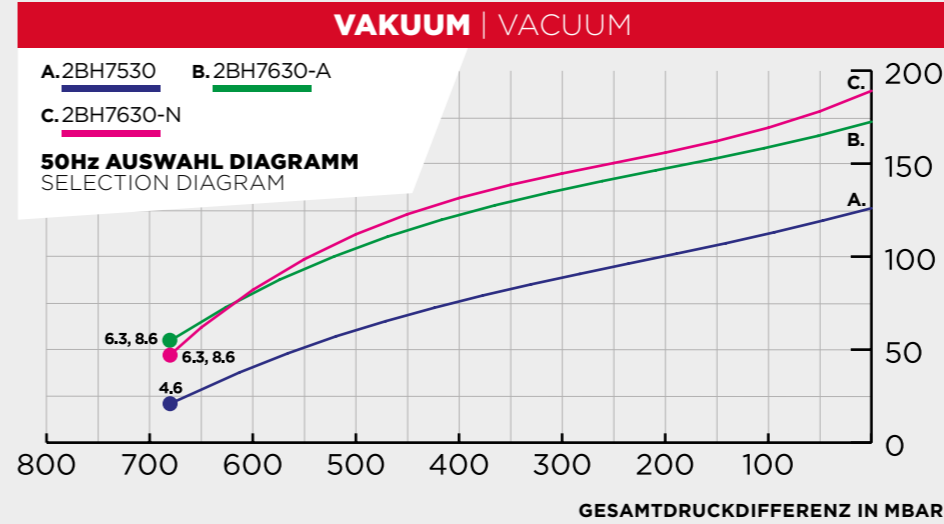
**Alle G-BH7-Maschinen
sind zertifiziert** |
All G-BH7 machines are
All G-BH7 machines are
 certified.

**Warum nicht auch
darüber nachdenken?**
Why not also consider



**EINSTUFIGE, ZWEISTUFIGE UND DREISTUFIGE VAKUUMPUMPEN
MIT DREIPHASEN-ASYNCHRONMOTOR; VOLUMENSTROM BIS ZU 220m³/h**
SINGLE, DOUBLE & TRIPLE STAGE VACUUM PUMPS
WITH THREE PHASE ASYNCHRONOUS MOTOR; VOLUME FLOW UP TO 220m³/h

BESTELL-NR.	FREQUENZ	BEMESSUNGS			SCHALL DRUCKPEGEL	IE3	Vakuumbegrenzungsventil Stück x Typ	Druckbegrenzungsventil Stück x Typ
		SPANNUNG	STROM	LEISTUNG				
ORDER NO.	Frequency	RATED			Sound pressure level	IEEnd	Vacuum relief valve Items x type	Pressure relief valve Items x type
	Hz	Voltage	Current	Power	dB(A)			
2BH7530-0AQ76-1	50	220-240 Δ / 380-420 Y	13,3 Δ / 7,7 Y	4,6	66	IE3	1x 2BX4 720/820	1x 2BX4 721/821
	60	440-480 Y	7,5 Y	5,3	70	IE3	1x 2BX4 724/824	1x 2BX4 725/825
2BH7630-0AQ76-2	50	220-240 Δ / 380-420 Y	20,8 Δ / 12,0 Y	6,3	64	IE3	1x 2BX4 720/820	1x 2BX4 721/821
	60	440-480 Y	12,0 Y	7,3	66	IE3	1x 2BX4 724/824	1x 2BX4 725/825
2BH7630-0AQ66-2	50	220-240 Δ / 380-420 Y	27,5 Δ / 15,9 Y	8,6	64	IE3	1x 2BX4 720/820	1x 2BX4 721/821
	60	440-480 Y	15,7 Y	9,9	66	IE3	1x 2BX4 724/824	1x 2BX4 725/825
2BH7630-0NQ76-2	50	220-240 Δ / 380-420 Y	20,8 Δ / 12,0 Y	6,3	64	IE3	1x 2BX4 720/830	1x 2BX4 721/821
	60	440-480 Y	12,0 Y	7,3	66	IE3	1x 2BX4 724/834	1x 2BX4 725/825
2BH7630-0NQ66-2	50	220-240 Δ / 380-420 Y	27,5 Δ / 15,9 Y	8,6	64	IE3	1x 2BX4 720/830	1x 2BX4 721/821
	60	440-480 Y	15,7 Y	9,9	66	IE3	1x 2BX4 724/834	1x 2BX4 725/825



Dokumente anzeigen | View Documents
Scannen, um Datenblätter, Bedienungsanleitung
und andere Dokumente herunterzuladen |
Scan to download datasheets, operating manual
and other documentation.

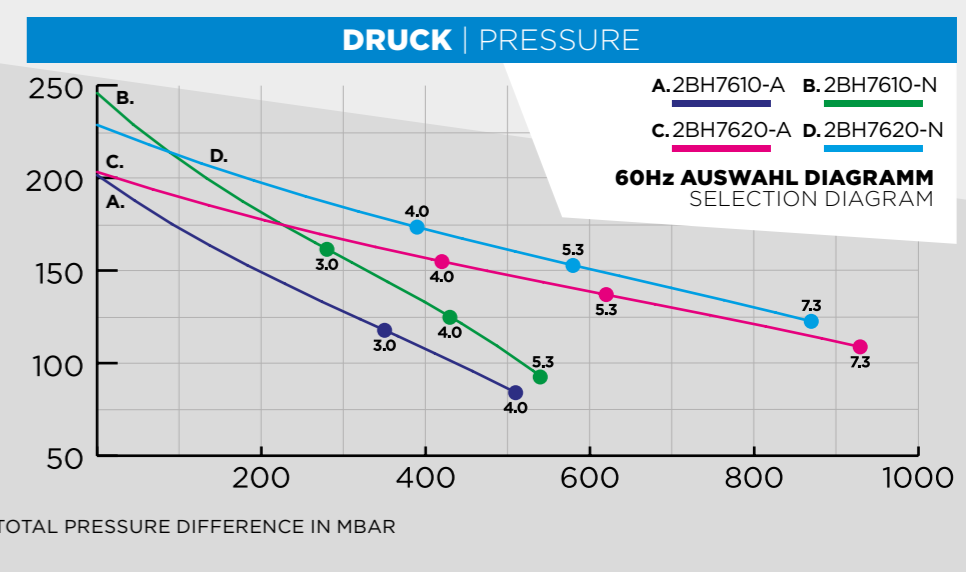
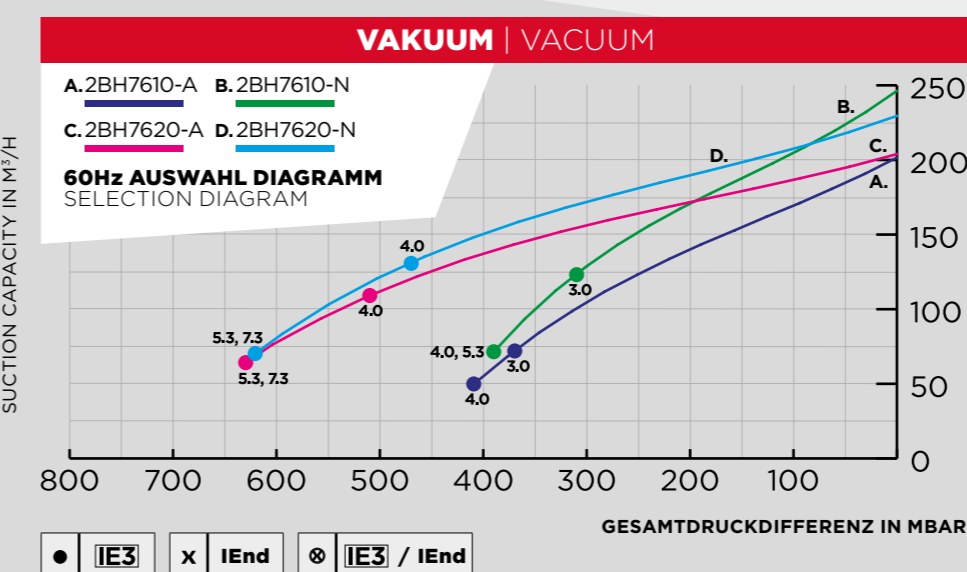
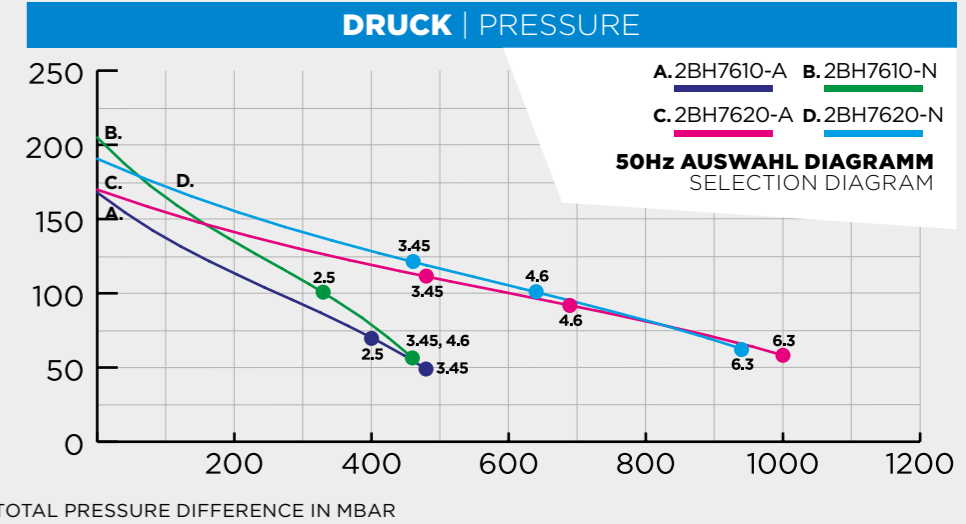
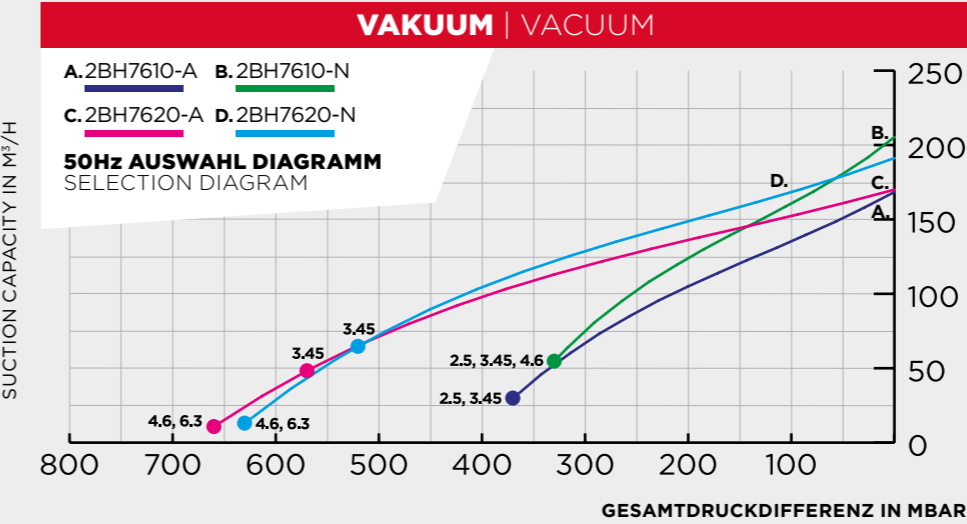
**Alle G-BH7-Maschinen
sind zertifiziert** |
All G-BH7 machines are
 certified.

**Warum nicht auch
darüber nachdenken?**
Why not also consider



**EINSTUFIGE, ZWEISTUFIGE UND DREISTUFIGE VAKUUMPUMPEN
MIT DREIPHASEN-ASYNCHRONMOTOR; VOLUMENSTROM BIS ZU 250m³/h**
SINGLE, DOUBLE & TRIPLE STAGE VACUUM PUMPS
WITH THREE PHASE ASYNCHRONOUS MOTOR; VOLUME FLOW UP TO 250m³/h

BESTELL-NR. ORDER NO.	FREQUENZ Frequency	BEMESSUNGS RATED			SCHALL DRUCKPEGEL Sound pressure level	IE3 IEnd	Vakuumbegrenzungsventil Stück x Typ Vacuum relief valve Items x type	Druckbegrenzungsventil Stück x Typ Pressure relief valve Items x type
		SPANNUNG Voltage	STROM Current	LEISTUNG Power				
	Hz	V	A	kW	dB(A)			
2BH7610-0AQ16-2	50	220-240 Δ / 380-420 Y	8,6 Δ / 5,0 Y	2,5	63	IE3	1x 2BX4 720/ ...820	1x 2BX4 721/ ...821
	60	440-480 Y	5,2 Y	3,0	68			
2BH7610-0AQ26-2	50	220-240 Δ / 380-420 Y	11,8 Δ / 6,8 Y	3,45	67	IE3	1x 2BX4 720/ ...820	1x 2BX4 721/ ...821
	60	440-480 Y	6,7 Y	4,0	72			
2BH7610-3NQ16-2	50	220-240 Δ / 380-420 Y	8,6 Δ / 5,0 Y	2,5	63	IE3	1x 2BX4 720/ ...820	1x 2BX4 721/ ...821
	60	440-480 Y	5,2 Y	3,0	68			
2BH7610-3NQ26-2	50	220-240 Δ / 380-420 Y	11,8 Δ / 6,8 Y	3,45	67	IE3	1x 2BX4 720/ ...820	1x 2BX4 721/ ...821
	60	440-480 Y	6,7 Y	4,0	72			
2BH7610-3NQ46-2	50	220-240 Δ / 380-420 Y	15,1 Δ / 8,7 Y	4,6	66	IE3	1x 2BX4 720/ ...820	1x 2BX4 721/ ...821
	60	440-480 Y	8,6 Y	5,3	68			
2BH7620-0AQ26-2	50	220-240 Δ / 380-420 Y	11,8 Δ / 6,8 Y	3,45	68	IE3	1x 2BX4 720/ ...830	1x 2BX4 721/ ...821
	60	440-480 Y	6,7 Y	4,0	72			
2BH7620-0AQ46-2	50	220-240 Δ / 380-420 Y	15,1 Δ / 8,6 Y	4,6	66	IE3	1x 2BX4 720/ ...830	1x 2BX4 721/ ...821
	60	440-480 Y	8,5 Y	5,3	69			
2BH7620-0AQ76-2	50	220-240 Δ / 380-420 Y	20,8 Δ / 12,0 Y	6,3	70	IE3	1x 2BX4 720/ ...830	1x 2BX4 721/ ...821
	60	440-480 Y	12,0 Y	7,3	75			
2BH7620-0NQ26-2	50	220-240 Δ / 380-420 Y	11,6 Δ / 6,7 Y	3,45	68	IE3	1x 2BX4 720/ ...820	1x 2BX4 721/ ...821
	60	440-480 Y	6,5 Y	4,0	72			
2BH7620-0NQ46-2	50	220-240 Δ / 380-420 Y	15,1 Δ / 8,7 Y	4,6	66	IE3	1x 2BX4 720/ ...820	1x 2BX4 721/ ...821
	60	440-480 Y	8,5 Y	5,3	69			
2BH7620-0NQ76-2	50	220-240 Δ / 380-420 Y	20,8 Δ / 12,0 Y	6,3	70	IE3	1x 2BX4 720/ ...820	1x 2BX4 721/ ...821
	60	440-480 Y	12,0 Y	7,3	75			
2BH7620-0NQ26-2	50	220-240 Δ / 380-420 Y	11,8 Δ / 6,8 Y	3,45	68	IE3	1x 2BX4 720/ ...830	1x 2BX4 721/ ...821
	60	440-480 Y	6,7 Y	4,0	72			
2BH7620-0NQ46-2	50	220-240 Δ / 380-420 Y	15,1 Δ / 8,6 Y	4,6	66	IE3	1x 2BX4 720/ ...830	1x 2BX4 721/ ...821
	60	440-480 Y	8,5 Y	5,3	69			
2BH7620-0NQ76-2	50	220-240 Δ / 380-420 Y	20,8 Δ / 12,0 Y	6,3	70	IE3	1x 2BX4 720/ ...830	1x 2BX4 721/ ...821
	60	440-480 Y	12,0 Y	7,3	75			

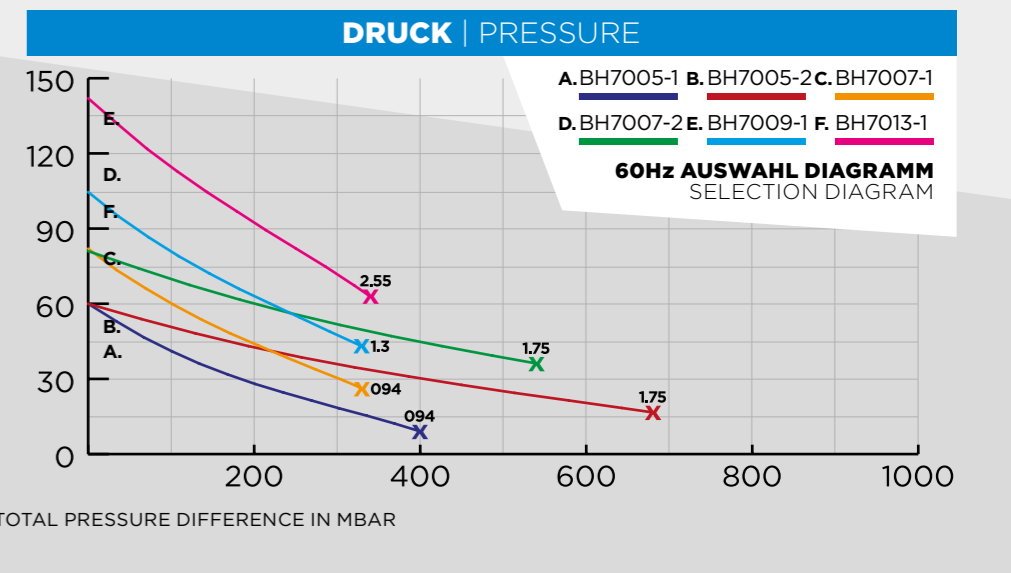
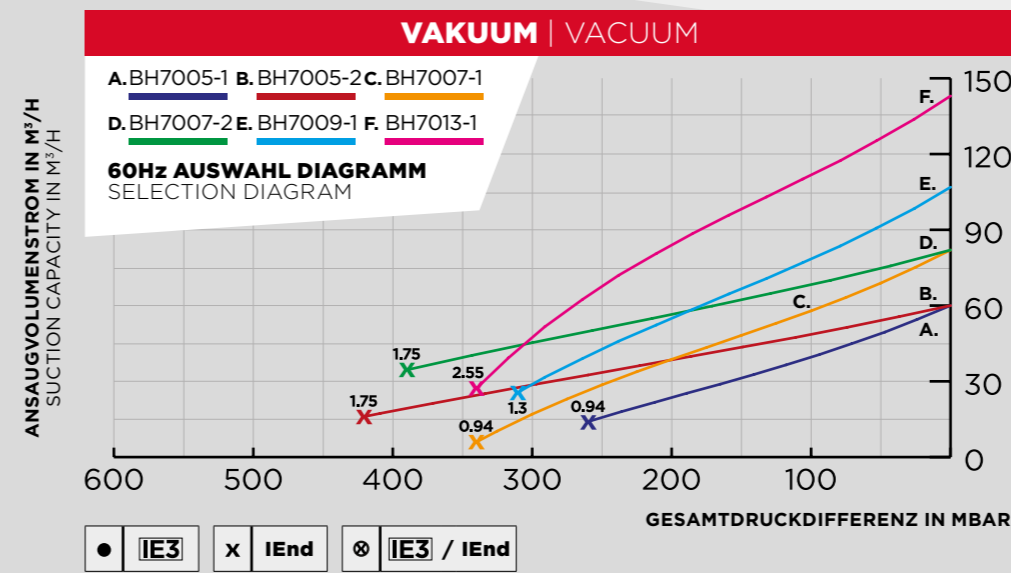
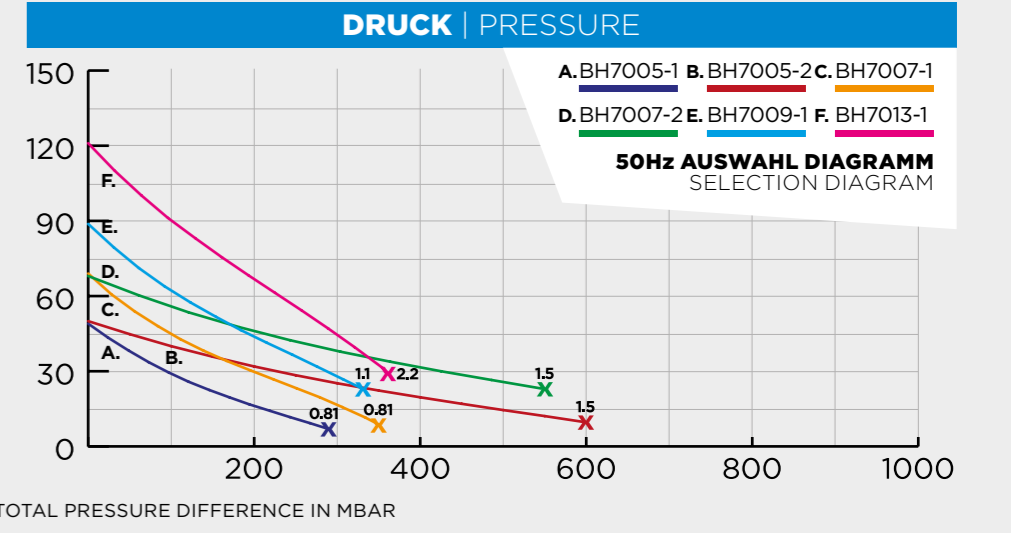
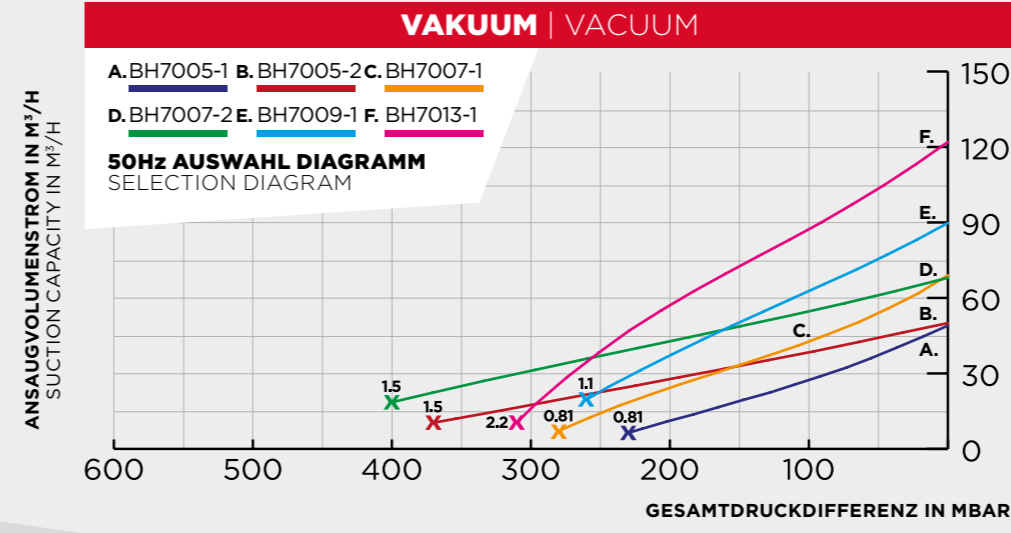


● IE3 x IEnd ⊗ IE3 / IEnd

**EIN- UND ZWEISTUFIGE VAKUUMPUMPEN MIT EINPHASEN-WECHSELSTROM MOTOR;
VOLUMENSTROM BIS ZU 140m³/h**
SINGLE AND TWO STAGE VACUUM PUMPS WITH SINGLE PHASE AC MOTOR;
VOLUME FLOW UP TO 140m³/h



BESTELL-NR. ORDER NO.	FREQUENZ Frequency	BEMESSUNGS RATED			SCHALL DRUCKPEGEL Sound pressure level	IE3	Vakuumbegrenzungsventil Stück x Typ Vacuum relief valve Items x type	Druckbegrenzungsventil Stück x Typ Pressure relief valve Items x type
		SPANNUNG Voltage	STROM Current	LEISTUNG Power				
	Hz	V	A	kW	dB(A)			
BH7005-1AAB-DV5-BAO	50	115 Δ / 230 Y	10,3 Δ / 5,1 Y	0,75	59	IEnd	1 x 2BX2 110/...141	1 x 2BX2 111/...143
	60	115 Δ / 230 Y	8,5 Δ / 4,2 Y	0,86	63			
BH7005-2ABB-HV5-BAO	50	115 Δ / 230 Y	19,0 Δ / 9,5 Y	1,5	62	IEnd	1 x 2BX2 110/...141	1 x 2BX2 111/...143
	60	115 Δ / 230 Y	20,0 Δ / 10,0 Y	1,75	67			
BH7007-1AAB-DV5-BAO	50	115 Δ / 230 Y	10,3 Δ / 5,1 Y	0,75	58	IEnd	1 x 2BX2 110/...141	1 x 2BX2 111/...143
	60	115 Δ / 230 Y	8,5 Δ / 4,2 Y	0,86	62			
BH7007-2AGA-HV5-BAO	50	115 Δ / 230 Y	19,0 Δ / 9,5 Y	1,5	63	IEnd	1 x 2BX2 110/...141	1 x 2BX2 111/...143
	60	115 Δ / 230 Y	20,0 Δ / 10,0 Y	1,75	67			
BH7009-1AAB-FV5-BAO	50	115 Δ / 230 Y	17,0 Δ / 8,0 Y	1,1	63	IEnd	1 x 2BX2 110/...141	1 x 2BX2 111/...143
	60	115 Δ / 230 Y	16,0 Δ / 8,0 Y	1,3	67			
BH7013-1AAA-JV5-BAO	50	115 Δ / 230 Y	28,0 Δ / 14,5 Y	2,2	62	IEnd	1 x 2BX2 110/...141	1 x 2BX2 111/...143
	60	115 Δ / 230 Y	27,0 Δ / 14,3 Y	2,55	68			



Dokumente anzeigen | View Documents
Scannen, um Datenblätter, Bedienungsanleitung
und andere Dokumente herunterzuladen |
Scan to download datasheets, operating manual
and other documentation.

**Alle G-BH7-Maschinen
sind zertifiziert** |
All G-BH7 machines are
 certified.

**Warum nicht auch
darüber nachdenken?**
Why not also consider

● **IE3** x **IEnd** ⊗ **IE3 / IEnd**



G-BH100



Die G-BH100 wird angetrieben mittels eines elektronisch kommutierten Gleichstrommotors.

Wodurch ein hoher Wirkungsgrad und ein wartungsfreier Betrieb über mehr als 20.000 Betriebsstunden sichergestellt wird. Die Betriebselektronik ist bereits in der Maschine integriert. Sie ermöglicht eine stufenlose Drehzahl-Leistungsänderung des Verdichters.

The G-BH100 is driven via an electronically commuted DC motor.

This guarantees a high level of efficiency and maintenance free operation for more than 20,000 operating hours. The operating electronics are a standard feature of the machines which allow infinitely variable control of speed and output of the blower.



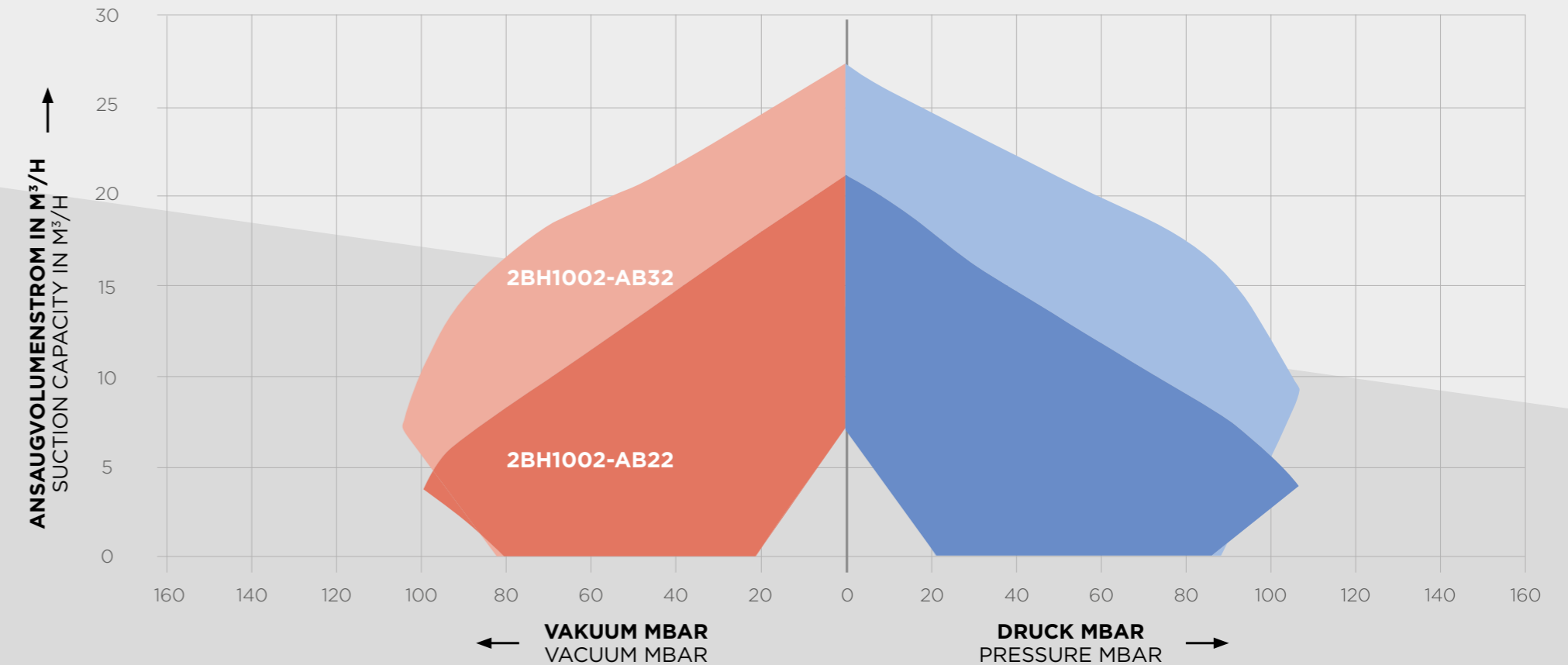
Dokumente anzeigen | View Documents
Scannen, um Datenblätter, Bedienungsanleitung und andere Dokumente herunterzuladen | Scan to download datasheets, operating manual and other documentation.

Alle G-BH100-Maschinen sind cFLus zertifiziert | All G-BH100 machines are cFLus certified.

Warum nicht auch darüber nachdenken?
Why not also consider

AUSWAHL-UND BESTELLDATEN. SELECTION AND ORDERING DATA

BESTELL-NR. ORDER NO.	LEISTUNG Output W	BEMESSUNGS- STROM RATED Current		DREHZAHL Speed max. min⁻¹	SCHALLDRUCKPEGEL Sound pressure level dB(A)
		SPANNUNG Voltage V	STROM Current A		
2BH1002-AB32	90	24	4,5	9000	58
2BH1002-AB22	115	24	4,5	11500	51





ATEX

Für Geräte und Schutzsysteme zur bestimmungsgemäßen Verwendung in explosionsgefährdeten Bereichen gilt seit dem 26. Februar 2014 die Richtlinie 2014/34/EU. Dadurch soll ein freier Warenverkehr innerhalb der EU für explosionsgeschützte Maschinen und Geräte durch europäische Vereinheitlichung der Anforderungen gewährleistet werden. ATEX schließt dabei auch nichtelektrische Geräte ein, die potentielle Zündquellen aufweisen. Eine Unterteilung nach „Gas-/Staubexplosionsschutz“ erfolgt laut ATEX durch die Kennzeichnung G(as)/D(ust). Die „Zonen“ (nach RL 1999/92/EG) stellen Bereiche des Arbeitsumfelds dar, in denen explosionsfähige Atmosphäre auftreten kann. Die Einteilung dieser Bereiche ist abhängig von der Häufigkeit und Dauer des Auftretens der explosionsfähigen Atmosphäre. Definiert werden diese wie folgt:

- „häufig oder über längere Zeiträume vorhanden“ Zone 0 (=G) und 20 (=D) Geräte der Kategorie 1
- „gelegentlich vorhanden“ Zone 1 (=G) und 21 (=D) Geräte der Kategorie (1 oder) 2

- „normalerweise nicht oder nur kurzzeitig vorhanden“ Zone 2 (=G) und 22 (=D) Geräte der Kategorie (1, 2 oder) 3

Für viele der G-BH1 Seitenkanalverdichter steht eine ATEX-Ausführung in den Kategorien 3GD und 3/2D zur Verfügung. Die Seitenkanalverdichter sind für die Temperaturklasse T3 bzw einer max. (Oberflächen-) Temperatur von 125 °C ausgelegt und erfüllen die Schutzart IP55. Für die Kategorie 3/2D erfüllen die Verdichter die Anforderung der Schutzart IP65. Alle ATEX-Maschinen sind für die Kategorien 3GD und 3/2D als Festspannungsmaschinen für 50 und/oder 60 Hz lieferbar. Die in diesem Katalog verwendeten Bezeichnungen „D“ und „G“ umfassen die Unterbezeichnungen (i) für „inside“ und (o) für „outside“.

Beispiele:

3GD umfasst 3G(i) und 3G(o) und 3D(i) und 3D(o), 3/2D umfasst 3D(i) und 2D(o).

For equipment and protective systems intended for use in potentially explosive atmospheres. Hazardous areas have been subject to Directive 2014/34/EU since February 26, 2014. This is intended to ensure the free movement of goods within the EU for explosion protected machinery and equipment through European standardization of the requirements. ATEX also includes non-electrical devices that have potential ignition sources. A classification according to "gas/dust explosion protection" is made according to ATEX by the marking G(as)/D(ust). The "zones" (in accordance with Directive 1999/92/EC) represent areas of the working environment in which explosive atmospheres may exist. The classification of these areas depends on the frequency and duration of the occurrence of the explosive atmosphere. These are defined as follows:

- "present frequently or for long periods of time" Zone 0 (=G) and 20 (=D) Category 1 equipment

- "occasionally present" Zone 1 (=G) and 21 (=D) category (1 or) 2 devices
- "normally not present or only present for a short time" Zone 2 (=G) and 22 (=D) devices of category (1, 2 or) 3

For many of the G-BH1 side channel blowers, an ATEX version in categories 3GD and 3/2D is available for many of the available. The side channel blowers are suitable for temperature class T3 or a maximum (surface) temperature of 125 °C and comply with protection class IP55. For category 3/2D, the blowers fulfill the requirement of protection class IP65. All ATEX machines are available for categories 3GD and 3/2D as fixed-voltage machines for 50 and/or 60 Hz.

The designations "D" and "G" catalogue include the sub-designations (i) for "inside" and (o) for "outside".

Examples:

3GD includes 3G(i) and 3G(o) and 3D(i) and 3D(o), 3/2D includes 3D(i) and 2D(o).





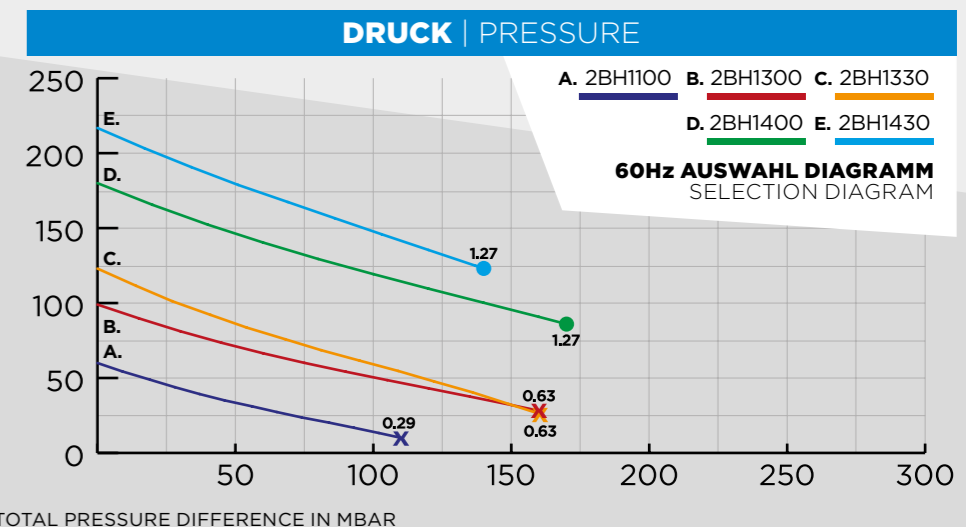
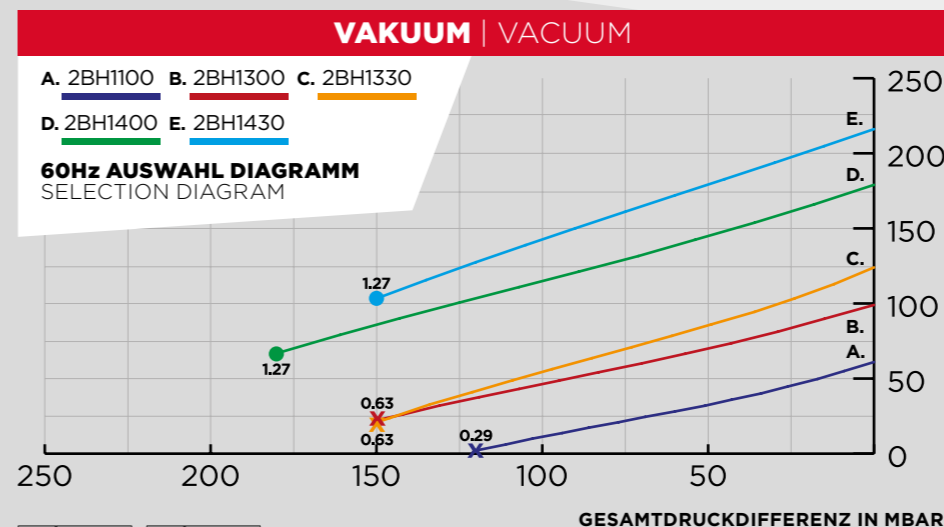
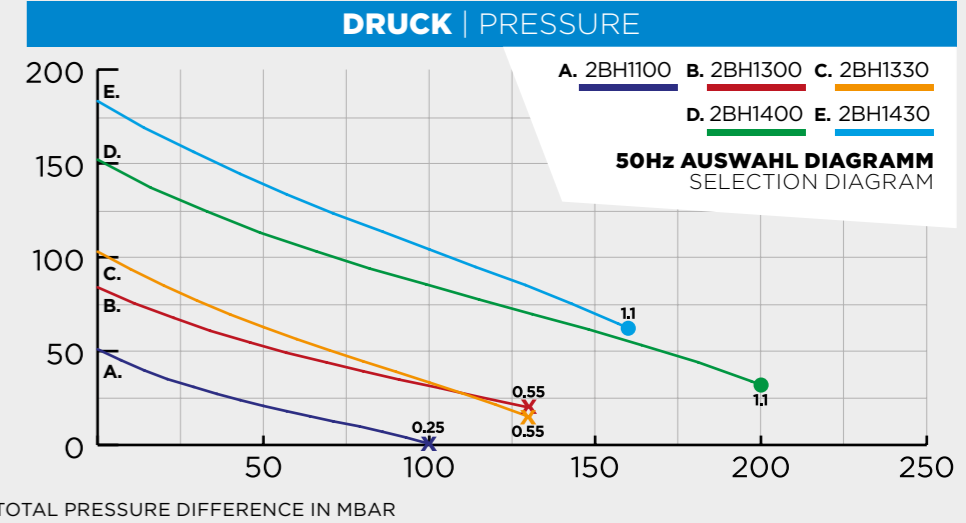
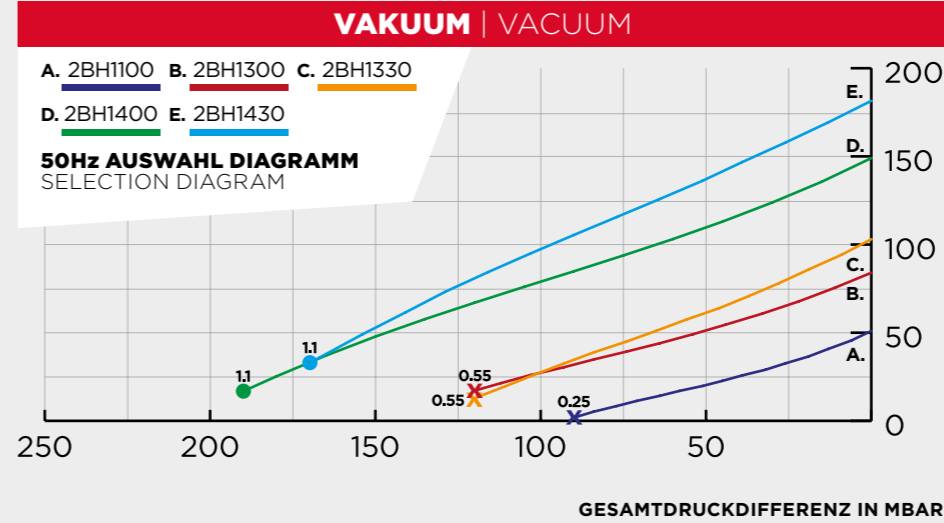
VAKUUMPUMPEN MIT DREIPHASEN-ASYNCHRONMOTOR; VOLUMENSTROM 50-200m³/h
VACUUM PUMPS WITH THREE PHASE ASYNCHRONOUS MOTOR; VOLUME FLOW 50-200m³/h

BESTELL-NR. ORDER NO.	FREQUENZ Frequency	BEMESSUNGS RATED			SCHALL DRUCKPEGEL Sound pressure level	IE3 IE2	ATEX category	Vakuumbegrenzu- ngsventil Stück x Typ Vacuum relief valve Items x type	Druckbegrenzungsventil Stück x Typ Pressure relief valve Items x type
		SPANNUNG Voltage	STROM Current	LEISTUNG Power					
	Hz	V	A	kW	dB(A)				
2BH1100-1AD01-Z Z=M34	50	230 Δ / 400 Y	1,20 Δ / 0,69 Y	0,25	50	IE2	3/2D	on request	on request
	60	460 Y	0,66 Y	0,29	53				
2BH1100-1AD01-Z Z=M74	50	230 Δ / 400 Y	1,20 Δ / 0,69 Y	0,25	50	IE2	3GD	on request	on request
	60	460 Y	0,66 Y	0,29	50				
2BH1300-1AD21-Z Z=M34	50	230 Δ / 400 Y	2,35 Δ / 1,34 Y	0,55	53	IE2	3/2D	on request	on request
	60	460 Y	1,34 Y	0,56	56				
2BH1300-1AD21-Z Z=M74	50	230 Δ / 400 Y	2,35 Δ / 1,34 Y	0,55	53	IE2	3GD	on request	on request
	60	460 Y	1,34 Y	0,63	56				
2BH1330-1AD21-Z Z=M34	50	230 Δ / 400 Y	2,35 Δ / 1,34 Y	0,55	54	IE2	3/2D	on request	on request
	60	460 Y	1,34 Y	0,63	57				
2BH1330-1AD21-Z Z=M74	50	230 Δ / 400 Y	2,35 Δ / 1,34 Y	0,55	54	IE2	3GD	on request	on request
	60	460 Y	1,34 Y	0,63	67				
2BH1400-1AD26-Z Z=M34	50	400 Δ / 690 Y	2,25 Δ / 1,30 Y	1,1	61	IE3	3/2D	on request	on request
	60	460 Δ	2,25 Δ	1,27	64				
2BH1400-1AD26-Z Z=M74	50	400 Δ / 690 Y	2,25 Δ / 1,30 Y	1,1	61	IE3	3GD	on request	on request
	60	460 Δ	2,25 Δ	1,27	64				
2BH1430-1AD26-Z Z=M34	50	400 Δ / 690 Y	2,25 Δ / 1,30 Y	1,1	61	IE3	3/2D	on request	on request
	60	460 Δ	2,25 Δ	1,27	61				
2BH1430-1AD26-Z Z=M74	50	400 Δ / 690 Y	2,25 Δ / 1,30 Y	1,1	61	IE3	3GD	on request	on request
	60	460 Δ	2,25 Δ	1,27	61				



Dokumente anzeigen | View Documents
Scannen, um Datenblätter, Bedienungsanleitung
und andere Dokumente herunterzuladen |
Scan to download datasheets, operating manual
and other documentation.

**Alle ATEX-Maschinen
sind zertifiziert** |
All ATEX machines are
 certified.

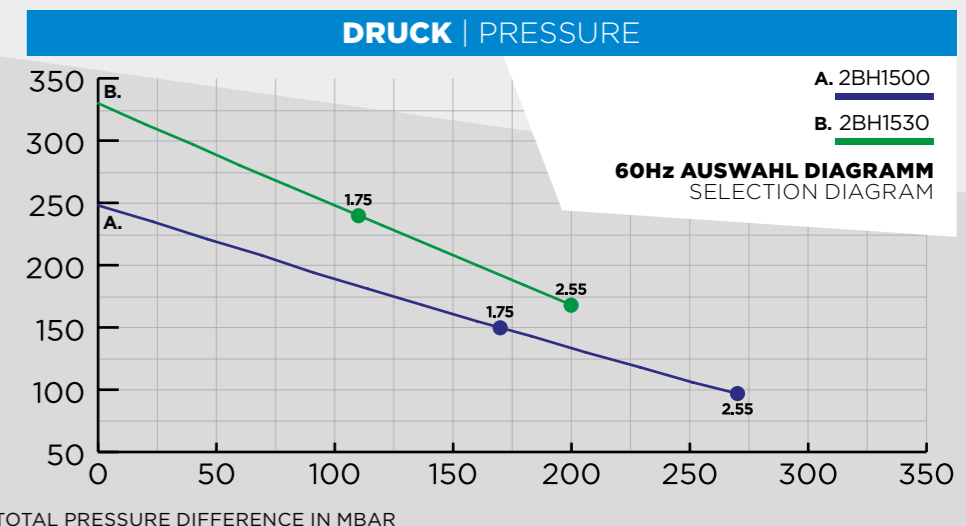
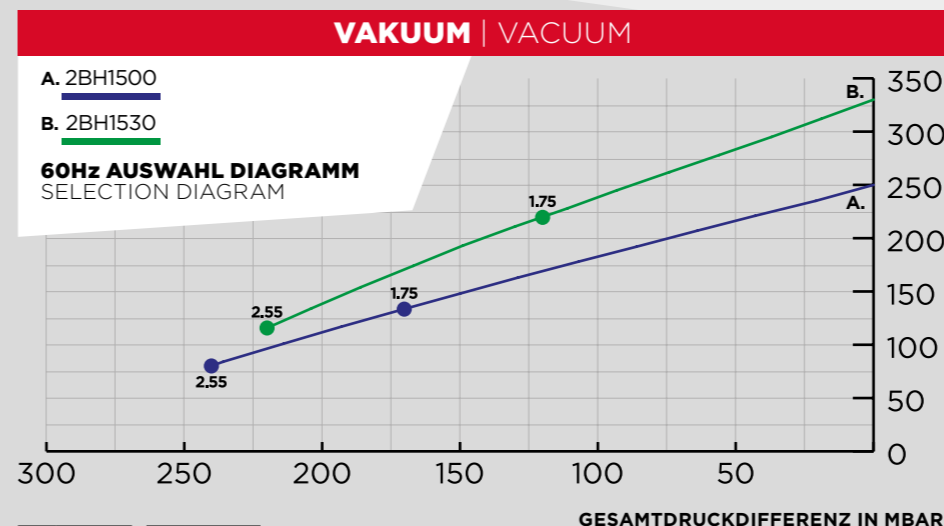
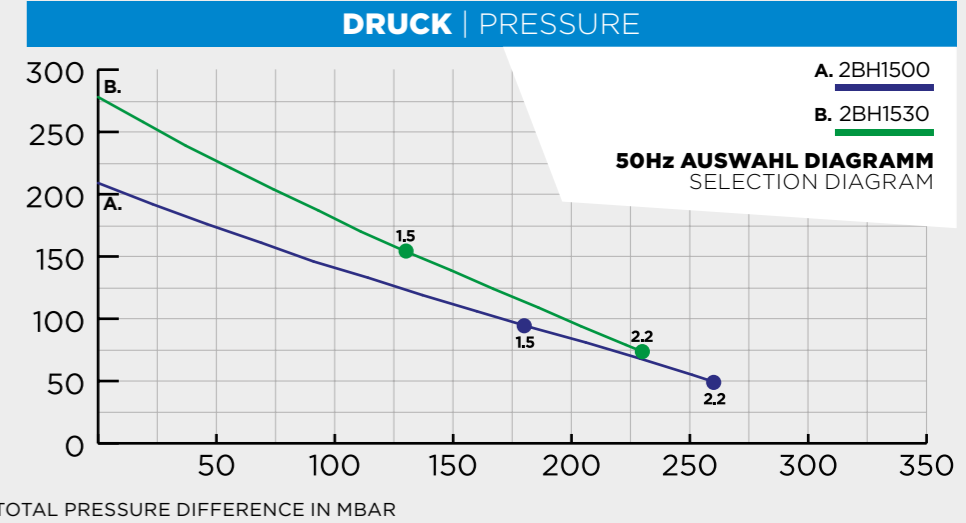
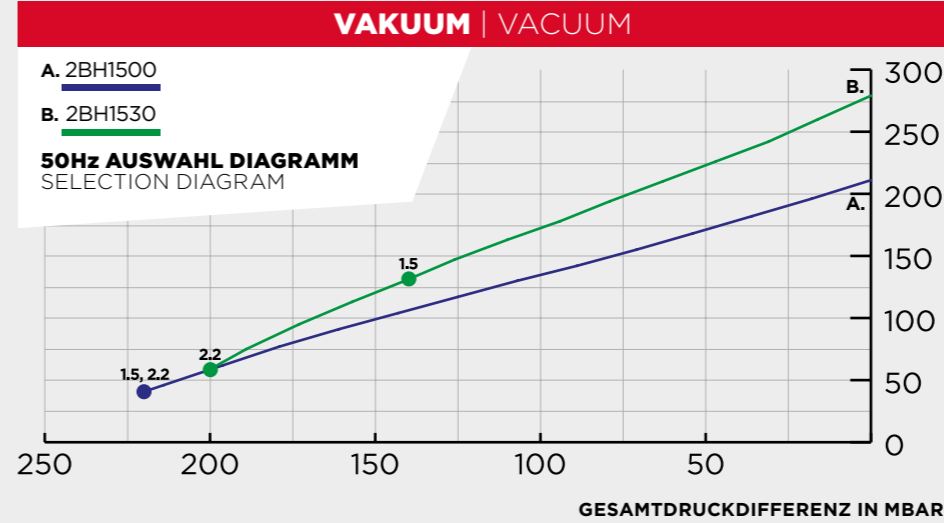


● IE3 x IE2



VAKUUMPUMPEN MIT DREIPHASEN-ASYNCHRONMOTOR; VOLUMENSTROM 200-300m³/h
VACUUM PUMPS WITH THREE PHASE ASYNCHRONOUS MOTOR; VOLUME FLOW 200-300m³/h

BESTELL-NR. ORDER NO.	FREQUENZ Frequency	BEMESSUNGS RATED			SCHALL DRUCKPEGEL Sound pressure level	IE3 IE2	ATEX category	Vakuumbegrenzu- ngsventil Stück x Typ Vacuum relief valve Items x type	Druckbegrenzungsventil Stück x Typ Pressure relief valve Items x type
		SPANNUNG Voltage	STROM Current	LEISTUNG Power					
	Hz	V	A	kW	dB(A)				
2BH1500-1AD26-Z Z=M34	50	400 Δ / 690 Y	3,0 Δ / 1,73 Y	1,5	64	IE3	3/2D	on request	on request
	60	460 Δ	2,95 Δ	1,75	72				
2BH1500-1AD26-Z Z=M74	50	400 Δ / 690 Y	3,0 Δ / 1,73 Y	1,5	64	IE3	3GD	on request	on request
	60	460 Δ	2,95 Δ	1,75	72				
2BH1500-1AD36-Z Z=M34	50	400 Δ / 690 Y	4,2 Δ / 2,4 Y	2,2	69	IE3	3/2D	on request	on request
	60	460 Δ	4,2 Δ	2,55	70				
2BH1500-1AD36-Z Z=M74	50	400 Δ / 690 Y	4,2 Δ / 2,4 Y	2,2	69	IE3	3GD	on request	on request
	60	460 Δ	4,2 Δ	2,55	70				
2BH1530-1AD26-Z Z=M34	50	400 Δ / 690 Y	3,0 Δ / 1,73 Y	1,5	64	IE3	3/2D	on request	on request
	60	460 Δ	2,95 Δ	1,75	64				
2BH1530-1AD26-Z Z=M74	50	400 Δ / 690 Y	3,0 Δ / 1,73 Y	1,5	64	IE3	3GD	on request	on request
	60	460 Δ	2,95 Δ	1,75	64				
2BH1530-1AD36-Z Z=M34	50	400 Δ / 690 Y	4,2 Δ / 2,4 Y	2,2	69	IE3	3/2D	on request	on request
	60	460 Δ	4,2 Δ	2,55	69				
2BH1530-1AD36-Z Z=M74	50	400 Δ / 690 Y	4,2 Δ / 2,4 Y	2,2	69	IE3	3GD	on request	on request
	60	460 Δ	4,2 Δ	2,55	69				

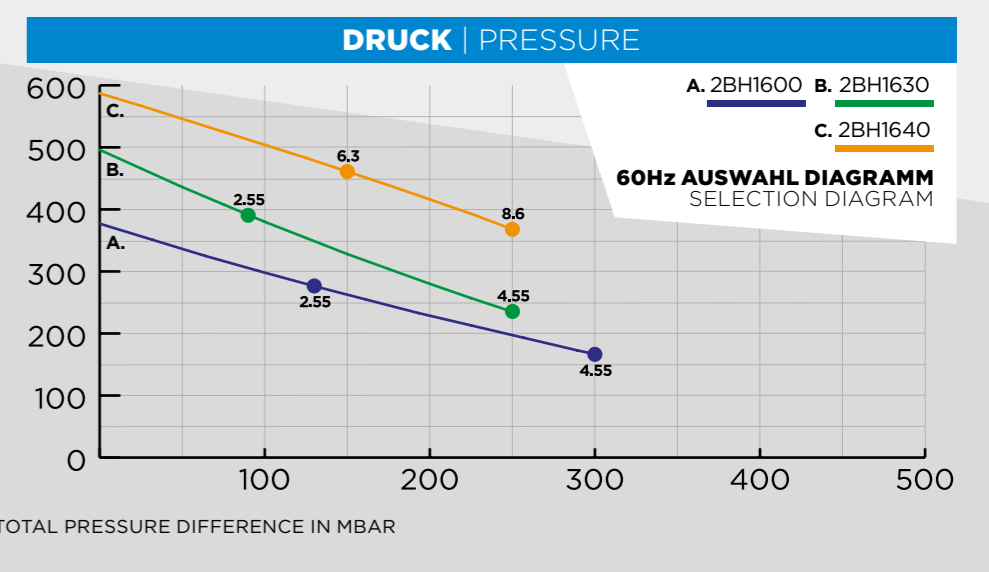
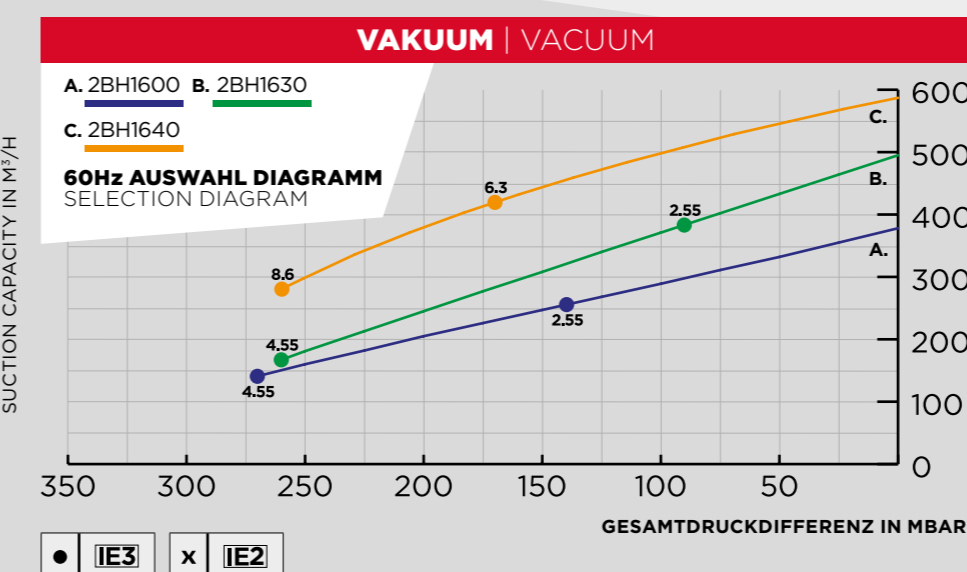
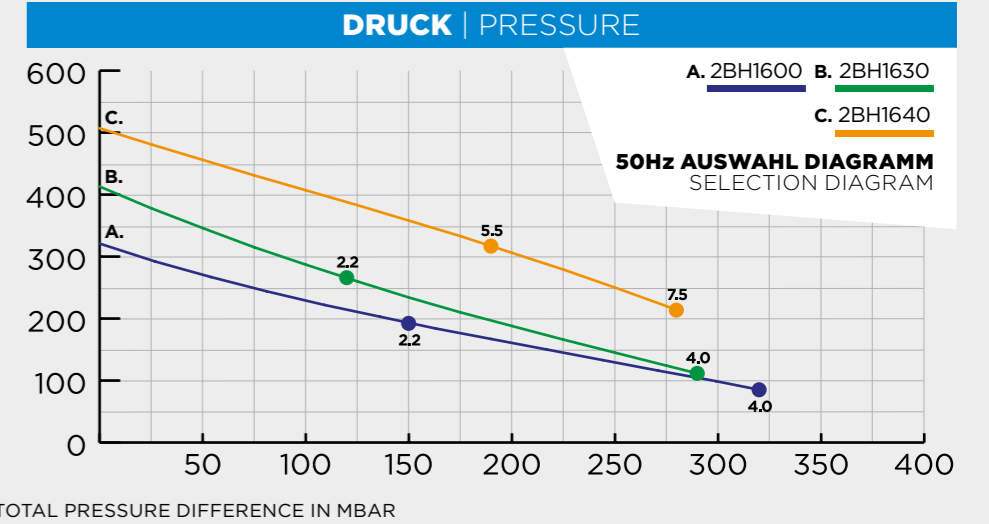
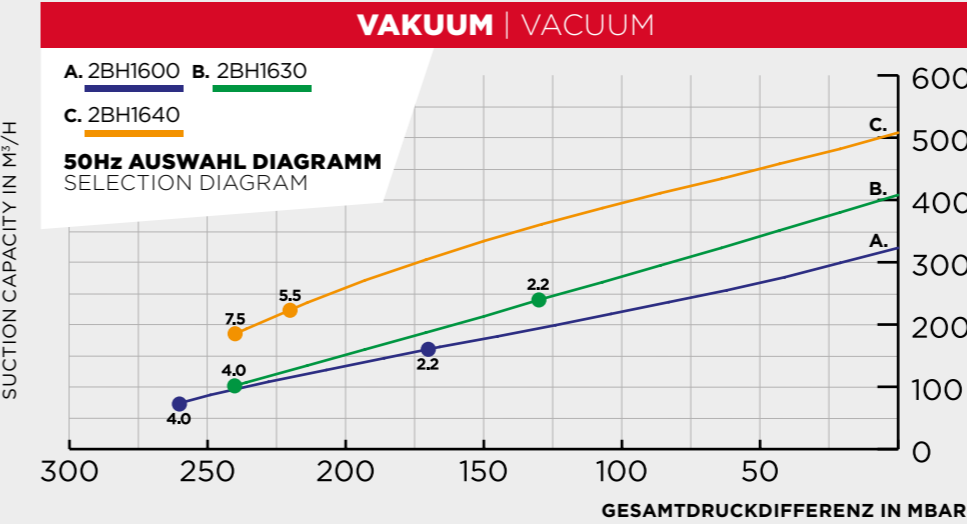


● IE3 x IE2



VAKUUMPUMPEN MIT DREIPHASEN-ASYNCHRONMOTOR; VOLUMENSTROM 300-600m³/h
VACUUM PUMPS WITH THREE PHASE ASYNCHRONOUS MOTOR; VOLUME FLOW 300-600m³/h

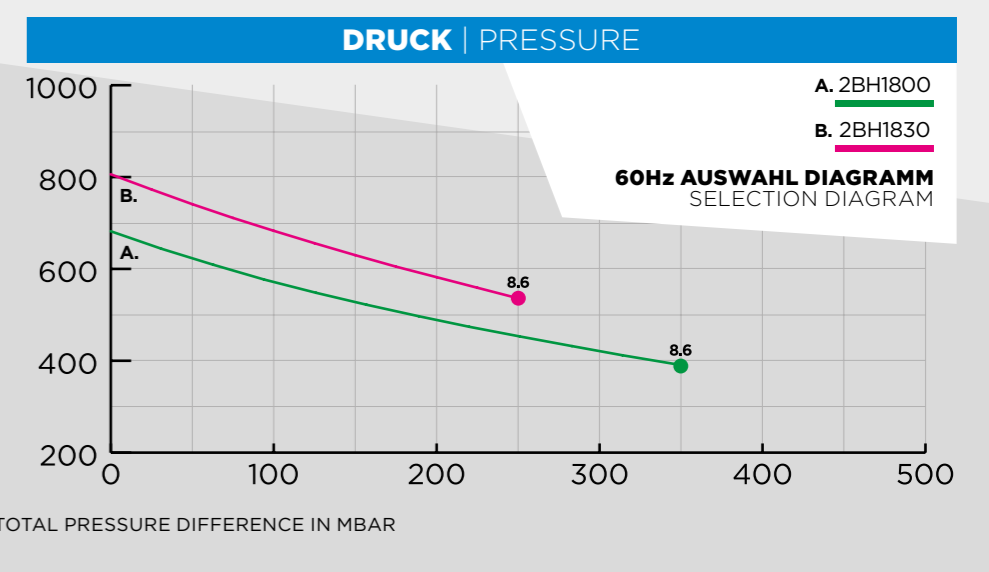
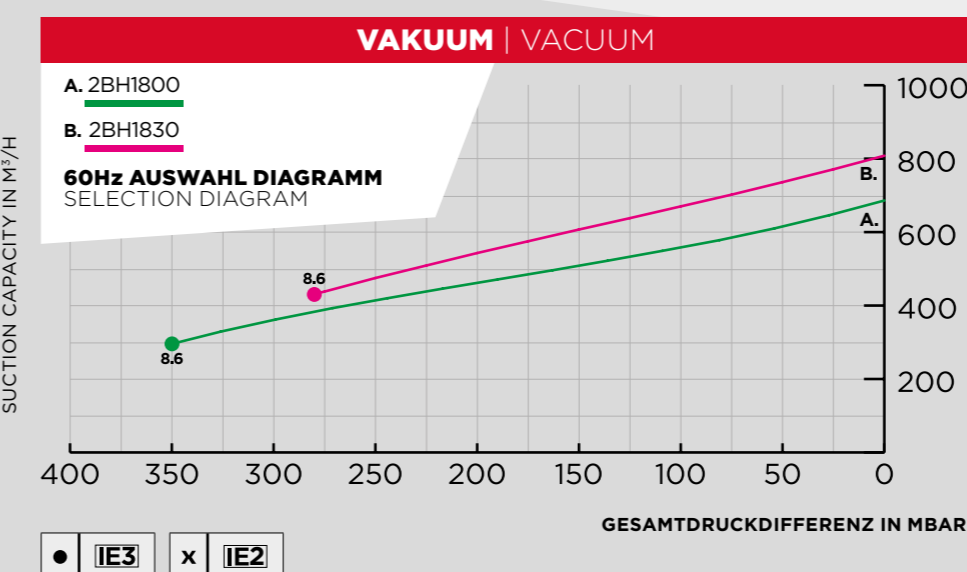
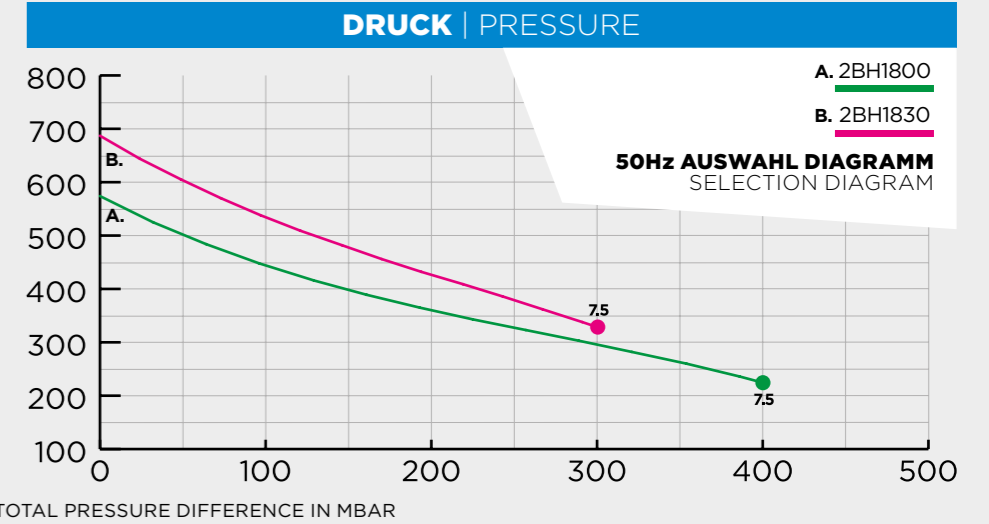
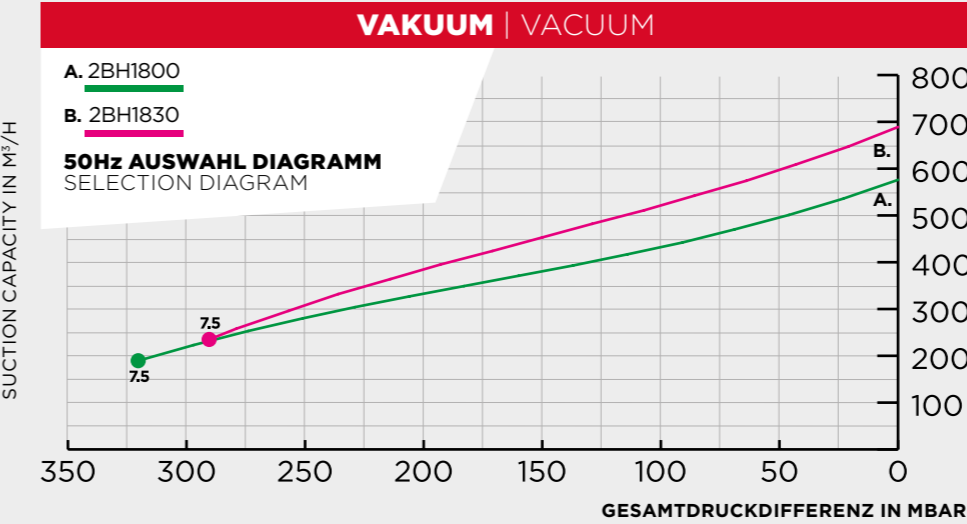
BESTELL-NR. ORDER NO.	FREQUENZ Frequency	BEMESSUNGS RATED			SCHALL DRUCKPEGEL Sound pressure level	IE3 IE2	ATEX category	Vakuumbegrenzu- ngsventil Stück x Typ Vacuum relief valve Items x type	Druckbegrenzungsventil Stück x Typ Pressure relief valve Items x type
		SPANNUNG Voltage	STROM Current	LEISTUNG Power					
	Hz	V	A	kW	dB(A)				
2BH1600-1AD16-Z Z=M34	50	400 Δ / 690 Y	4,2 Δ / 2,4 Y	2,2	69	IE3	3/2D	on request	on request
	60	460 Δ	4,2 Δ	2,55	71	IE3	3GD	on request	on request
2BH1600-1AD16-Z Z=M74	50	400 Δ / 690 Y	4,2 Δ / 2,4 Y	2,2	69	IE3	3GD	on request	on request
	60	460 Δ	4,2 Δ	2,55	71	IE3	3GD	on request	on request
2BH1600-1AD36-Z Z=M34	50	400 Δ / 690 Y	7,4 Δ / 4,25 Y	4,0	69	IE3	3/2D	on request	on request
	60	460 Δ	7,2 Δ	4,55	71	IE3	3GD	on request	on request
2BH1600-1AD36-Z Z=M74	50	400 Δ / 690 Y	7,4 Δ / 4,25 Y	4,0	69	IE3	3GD	on request	on request
	60	460 Δ	7,2 Δ	4,55	71	IE3	3GD	on request	on request
2BH1630-1AD16-Z Z=M34	50	400 Δ / 690 Y	4,2 Δ / 2,4 Y	2,2	64	IE3	3/2D	on request	on request
	60	460 Δ	4,2 Δ	2,55	64	IE3	3GD	on request	on request
2BH1630-1AD16-Z Z=M74	50	400 Δ / 690 Y	4,2 Δ / 2,4 Y	2,2	64	IE3	3GD	on request	on request
	60	460 Δ	4,2 Δ	2,55	64	IE3	3GD	on request	on request
2BH1630-1AD36-Z Z=M34	50	400 Δ / 690 Y	7,4 Δ / 4,25 Y	4,0	69	IE3	3/2D	on request	on request
	60	460 Δ	7,2 Δ	4,55	69	IE3	3GD	on request	on request
2BH1630-1AD36-Z Z=M74	50	400 Δ / 690 Y	7,4 Δ / 4,25 Y	4,0	69	IE3	3GD	on request	on request
	60	460 Δ	7,2 Δ	4,55	69	IE3	3GD	on request	on request
2BH1640-1GD46-Z Z=M34	50	400 Δ / 690 Y	9,9 Δ / 5,7 Y	5,5	71	IE3	3/2D	on request	on request
	60	460 Δ	9,7 Δ	6,3	71	IE3	3GD	on request	on request
2BH1640-1GD46-Z Z=M74	50	400 Δ / 690 Y	9,9 Δ / 5,7 Y	5,5	71	IE3	3GD	on request	on request
	60	460 Δ	9,7 Δ	6,3	71	IE3	3GD	on request	on request
2BH1640-1GD56-Z Z=M34	50	400 Δ / 690 Y	13,1 Δ / 7,3 Y	7,5	71	IE3	3/2D	on request	on request
	60	460 Δ	13,0 Δ	8,6	71	IE3	3GD	on request	on request
2BH1640-1GD56-Z Z=M74	50	400 Δ / 690 Y	13,1 Δ / 7,3 Y	7,5	71	IE3	3GD	on request	on request
	60	460 Δ	13,0 Δ	8,6	71	IE3	3GD	on request	on request



● IE3 x IE2

VAKUUMPUMPEN MIT DREIPHASEN-ASYNCHRONMOTOR; VOLUMENSTROM 600-800m³/h
VACUUM PUMPS WITH THREE PHASE ASYNCHRONOUS MOTOR; VOLUME FLOW 600-800m³/h

BESTELL-NR. ORDER NO.	FREQUENZ Frequency	BEMESSUNGS RATED			SCHALL DRUCKPEGEL Sound pressure level	IE3 IE2	ATEX category	Vakuumbegrenzu- ngsventil Stück x Typ Vacuum relief valve Items x type	Druckbegrenzungsventil Stück x Typ Pressure relief valve Items x type
		SPANNUNG Voltage	STROM Current	LEISTUNG Power					
		Hz	V	A					
2BH1800-1AD26-Z Z=M34	50	400 Δ / 690 Y	13,1 Δ / 7,6 Y	7,5	71	IE3	3/2D	1 x 2BX4 740/...840-Z M34 + 2BX4 045	1 x 2BX4 741/...841-Z M34 + 2BX4 045
	60	460 Δ	13,0 Δ	8,6	75				
2BH1800-1AD26-Z Z=M74	50	400 Δ / 690 Y	13,1 Δ / 7,6 Y	7,5	71	IE3	3GD	1 x 2BX4 744/...844-Z M34 + 2BX4 045	1 x 2BX4 745/...845-Z M34 + 2BX4 045
	60	460 Δ	13,0 Δ	8,6	75				
2BH1830-1AD26-Z Z=M34	50	400 Δ / 690 Y	13,1 Δ / 7,6 Y	7,5	71	IE3	3/2D	1 x 2BX4 740/...840-Z M34 + 2BX4 045	1 x 2BX4 741/...841-Z M34 + 2BX4 045
	60	460 Δ	13,0 Δ	8,6	75				
2BH1830-1AD26-Z Z=M74	50	400 Δ / 690 Y	13,1 Δ / 7,6 Y	7,5	71	IE3	3GD	1 x 2BX4 744/...844-Z M34 + 2BX4 045	1 x 2BX4 755/...855-Z M34 + 2BX4 045
	60	460 Δ	13,0 Δ	8,6	75				



● IE3 x IE2

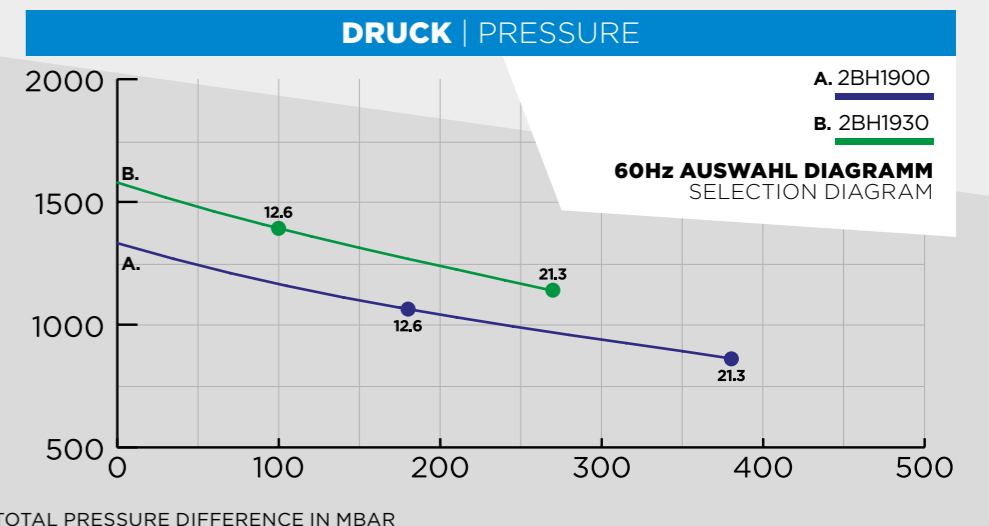
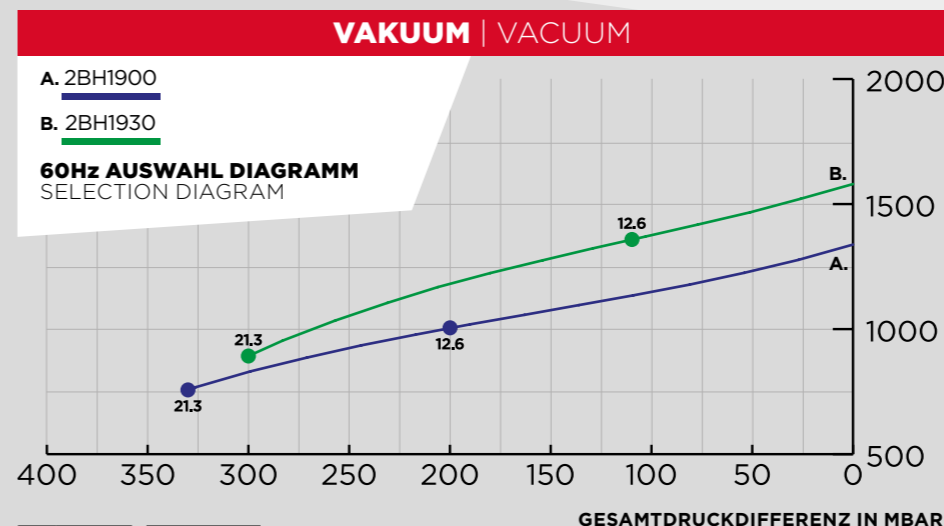
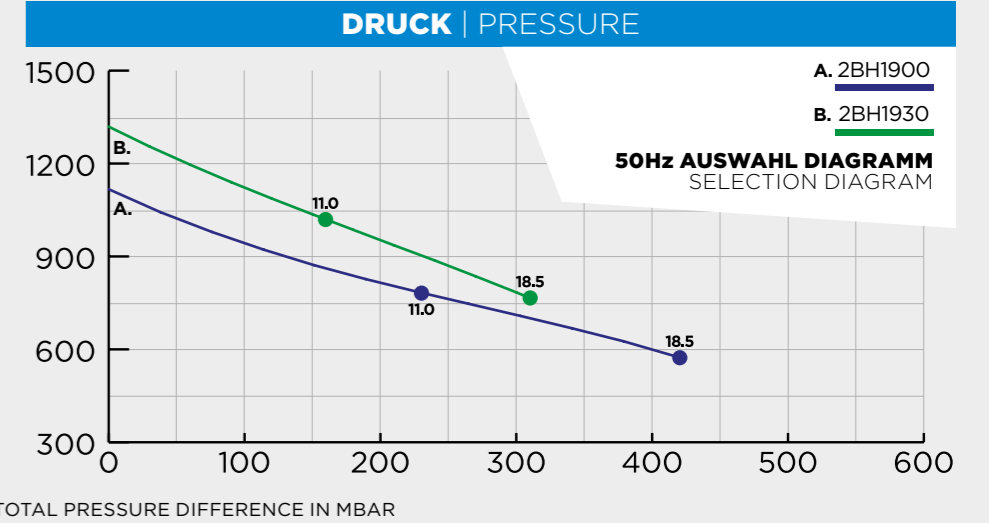
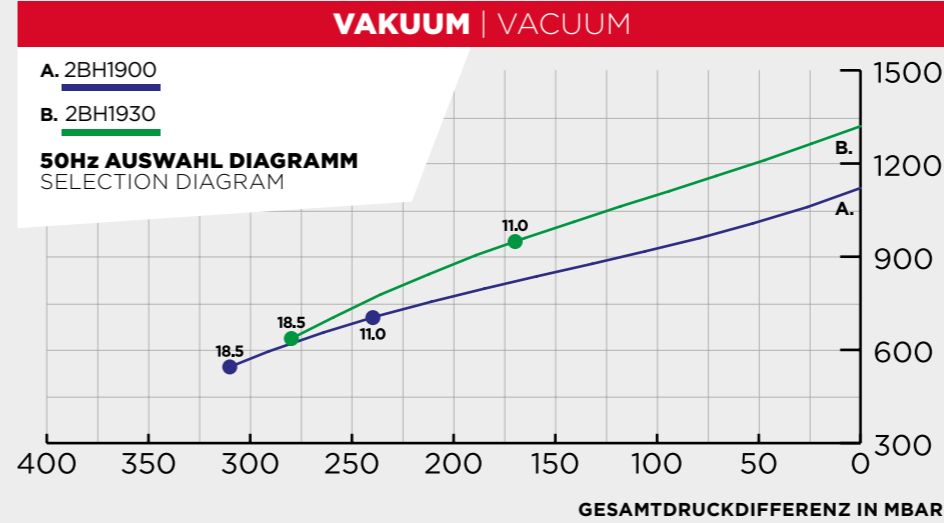
Dokumente anzeigen | View Documents
Scannen, um Datenblätter, Bedienungsanleitung
und andere Dokumente herunterzuladen |
Scan to download datasheets, operating manual
and other documentation.

**Alle ATEX-Maschinen
sind zertifiziert** |
All ATEX machines are
 certified.



VAKUUMPUMPEN MIT DREIPHASEN-ASYNCHRONMOTOR; VOLUMENSTROM 1200-1500m³/h
VACUUM PUMPS WITH THREE PHASE ASYNCHRONOUS MOTOR; VOLUME FLOW 1200-1500m³/h

BESTELL-NR. ORDER NO.	FREQUENZ Frequency	BEMESSUNGS RATED			SCHALL DRUCKPEGEL Sound pressure level	IE3 IE2	ATEX category	Vakuumbegrenzu- ngsventil Stück x Typ	Druckbegrenzungsventil Stück x Typ
		SPANNUNG Voltage	STROM Current	LEISTUNG Power				Vacuum relief valve Items x type	Pressure relief valve Items x type
	Hz	V	A	kW	dB(A)				
2BH1900-1AD16-Z Z=M34	50	400 Δ / 690 Y	20,0 Δ / 11,6 Y	11,0	74	IE3	3/2D	1x 2BX4 750/860	1x 2BX4 751/861
	60	460 Δ	19,5 Δ	12,6	74	IE3	3GD	1x 2BX4 754/864	1x 2BX4 755/865
2BH1900-1AD16-Z Z=M74	50	400 Δ / 690 Y	20,0 Δ / 11,6 Y	11,0	74	IE3	3GD	1x 2BX4 750/860	1x 2BX4 751/861
	60	460 Δ	19,5 Δ	12,6	74	IE3	3GD	1x 2BX4 754/864	1x 2BX4 755/865
2BH1900-1AD36-Z Z=M34	50	400 Δ / 690 Y	32,0 Δ / 18,6 Y	18,5	74	IE3	3/2D	1x 2BX4 750/860	1x 2BX4 751/861
	60	460 Δ	32,0 Δ	21,3	74	IE3	3GD	1x 2BX4 754/864	1x 2BX4 755/865
2BH1900-1AD36-Z Z=M74	50	400 Δ / 690 Y	32,0 Δ / 18,6 Y	18,5	74	IE3	3GD	1x 2BX4 750/860	1x 2BX4 751/861
	60	460 Δ	32,0 Δ	21,3	74	IE3	3GD	1x 2BX4 754/864	1x 2BX4 755/865
2BH1930-1AD16-Z Z=M34	50	400 Δ / 690 Y	20,0 Δ / 11,6 Y	11,0	74	IE3	3/2D	1x 2BX4 750/860	1x 2BX4 751/861
	60	460 Δ	19,5 Δ	12,6	74	IE3	3/2D	1x 2BX4 754/864	2x 2BX4 755/885-Z M34
2BH1930-1AD16-Z Z=M74	50	400 Δ / 690 Y	20,0 Δ / 11,6 Y	11,0	74	IE3	3GD	1x 2BX4 750/860	1x 2BX4 751/861
	60	460 Δ	19,5 Δ	12,6	74	IE3	3GD	1x 2BX4 754/864	2x 2BX4 755/885-Z M74
2BH1930-1AD36-Z Z=M34	50	400 Δ / 690 Y	32,0 Δ / 18,6 Y	18,5	74	IE3	3/2D	1x 2BX4 750/860	1x 2BX4 751/861
	60	460 Δ	32,0 Δ	21,3	74	IE3	3/2D	1x 2BX4 754/864	1x 2BX4 755/865
2BH1930-1AD36-Z Z=M74	50	400 Δ / 690 Y	32,0 Δ / 18,6 Y	18,5	74	IE3	3GD	1x 2BX4 750/860	1x 2BX4 751/861
	60	460 Δ	32,0 Δ	21,3	74	IE3	3GD	1x 2BX4 754/864	1x 2BX4 755/865

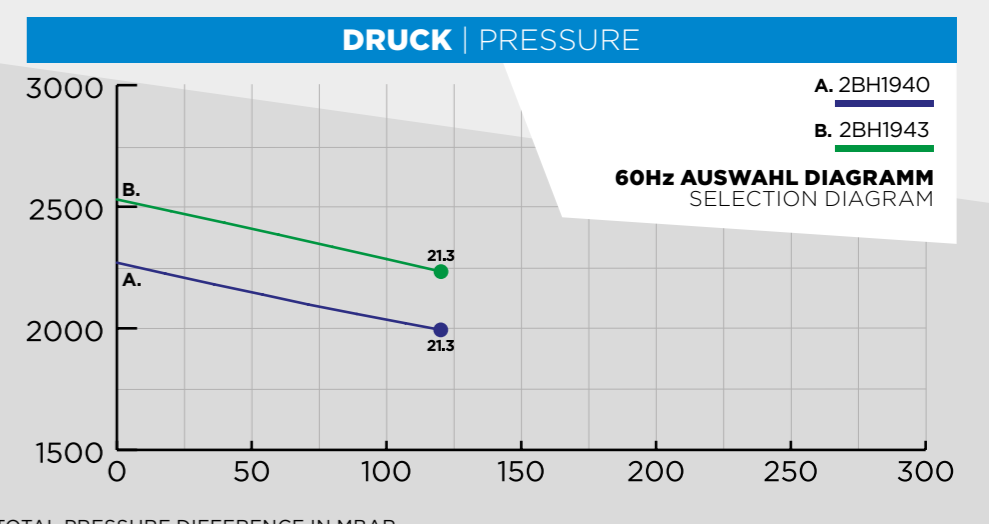
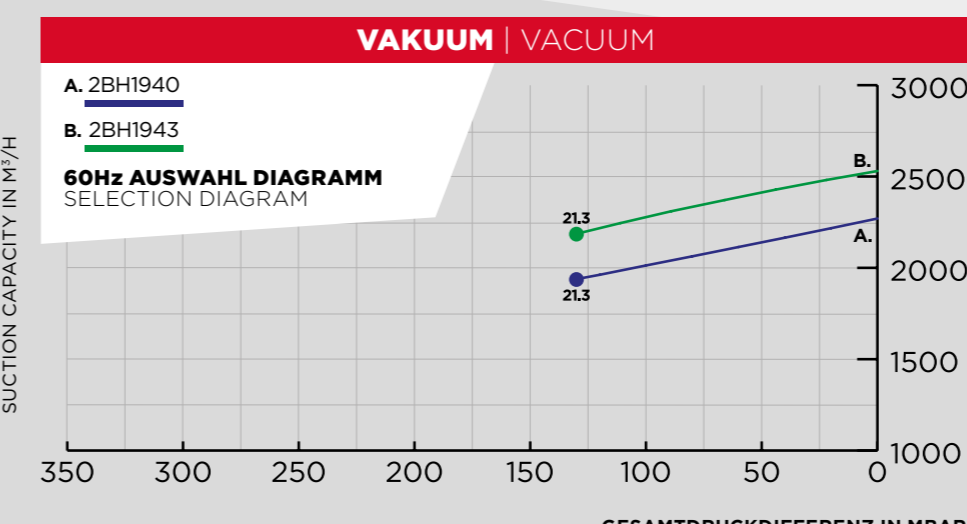
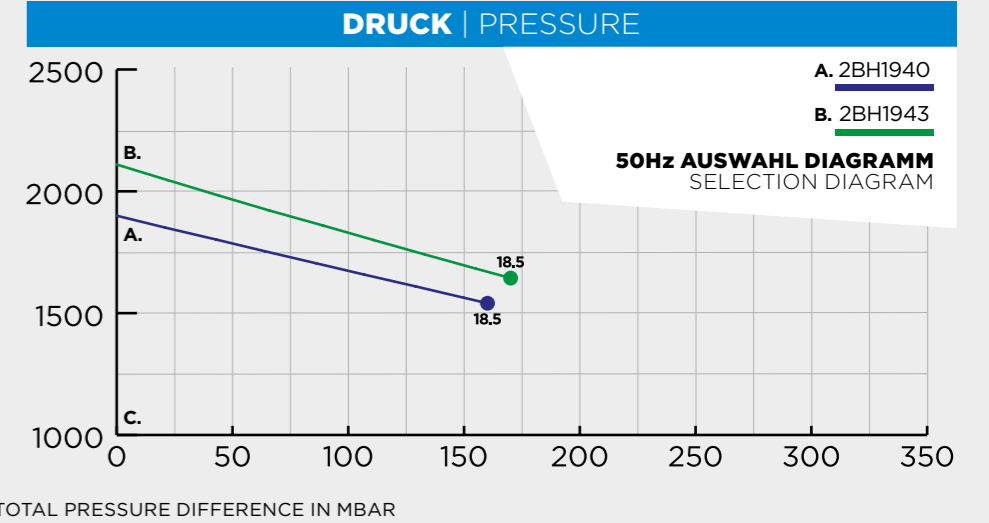
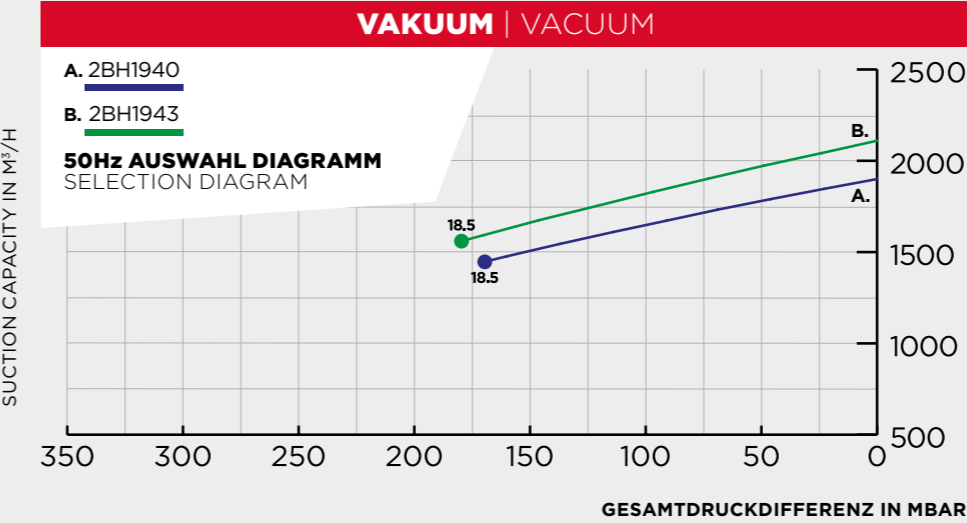


● IE3 x IE2



VAKUUMPUMPEN MIT DREIPHASEN-ASYNCHRONMOTOR; VOLUMENSTROM 2000-2500m³/h
VACUUM PUMPS WITH THREE PHASE ASYNCHRONOUS MOTOR; VOLUME FLOW 2000-2500m³/h

BESTELL-NR. ORDER NO.	FREQUENZ Frequency	BEMESSUNGS RATED			SCHALL DRUCKPEGEL Sound pressure level	IE3 IE2	ATEX category	Vakuumbegrenzu- ngsventil Stück x Typ Vacuum relief valve Items x type	Druckbegrenzungsventil Stück x Typ Pressure relief valve Items x type
		SPANNUNG Voltage	STROM Current	LEISTUNG Power					
	Hz	V	A	kW	dB(A)				
2BH1940-1BD36-Z Z=M34	50	400 Δ / 690 Y	32,0 Δ / 18,6 Y	18,5	73	IE3	3/2D	2x 2BX4 750/ ...880-Z M34 2x 2BX4 754/ ...884-Z M34	2x 2BX4 751/ ...881-Z M34 2x 2BX4 755/ ...885-Z M34
	60	460 Δ	32,0 Δ	21,3	73				
2BH1940-1BD36-Z Z=M74	50	400 Δ / 690 Y	32,0 Δ / 18,6 Y	18,5	73	IE3	3GD	2x 2BX4 750/ ...880-Z M74 2x 2BX4 754/ ...884-Z M74	2x 2BX4 751/ ...881-Z M74 2x 2BX4 755/ ...885-Z M74
	60	460 Δ	32,0 Δ	21,3	73				
2BH1943-1GD36-Z Z=M34	50	400 Δ / 690 Y	32,0 Δ / 18,6 Y	18,5	73	IE3	3/2D	2x 2BX4 750/ ...870-Z M34 2x 2BX4 754/ ...874-Z M34	2x 2BX4 751/ ...871-Z M34 2x 2BX4 755/ ...875-Z M34
	60	460 Δ	32,0 Δ	21,3	77				
2BH1943-1GD36-Z Z=M74	50	400 Δ / 690 Y	32,0 Δ / 18,6 Y	18,5	73	IE3	3GD	2x 2BX4 750/ ...870-Z M74 2x 2BX4 754/ ...874-Z M74	2x 2BX4 751/ ...871-Z M74 2x 2BX4 755/ ...875-Z M74
	60	460 Δ	32,0 Δ	21,3	77				

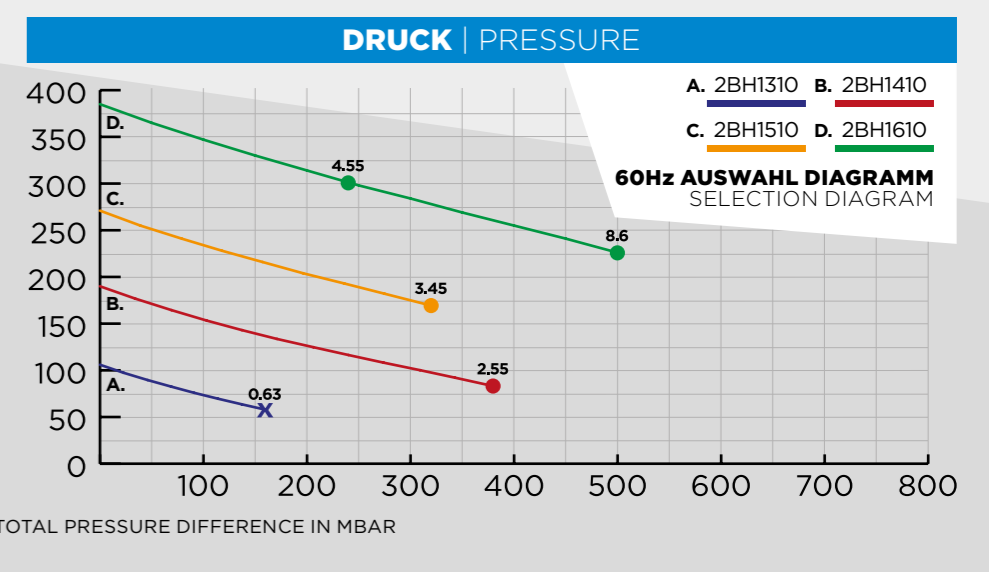
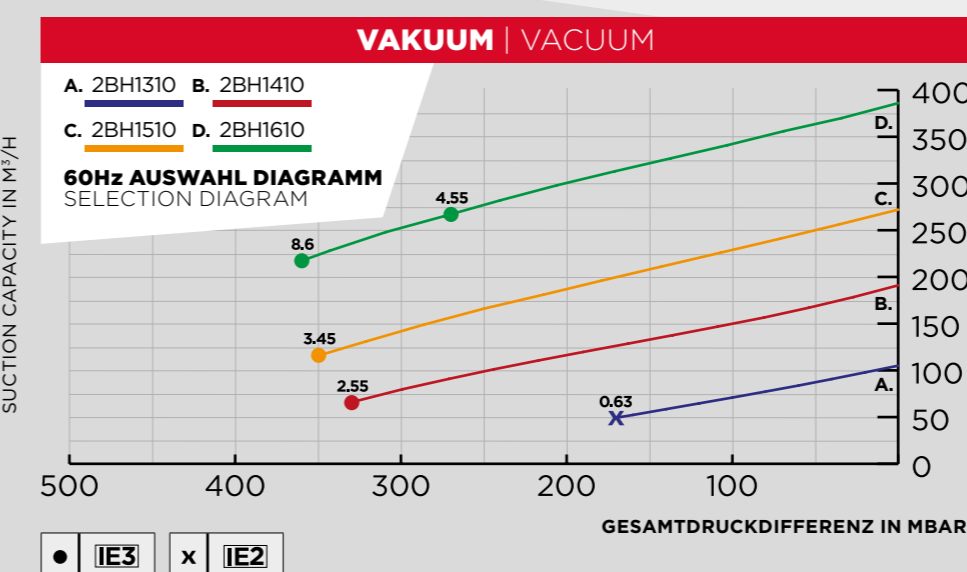
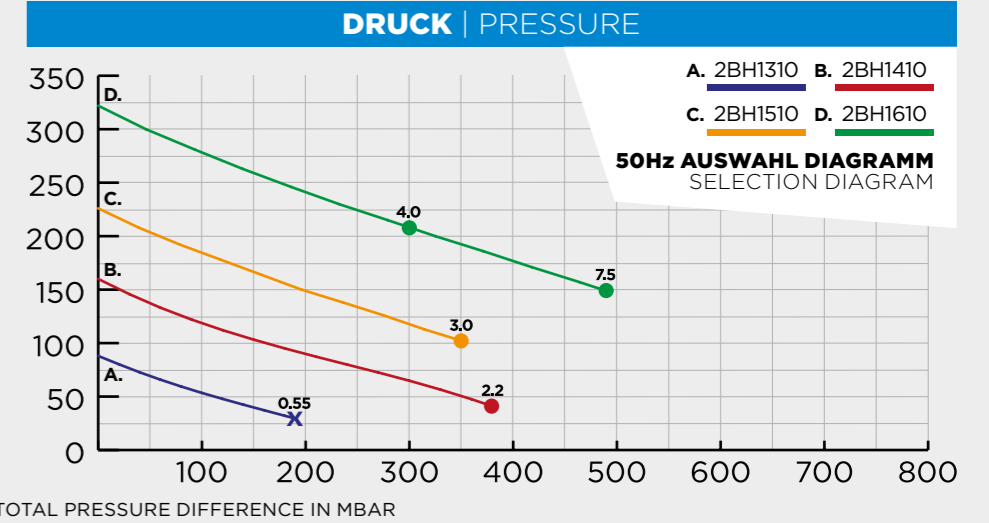
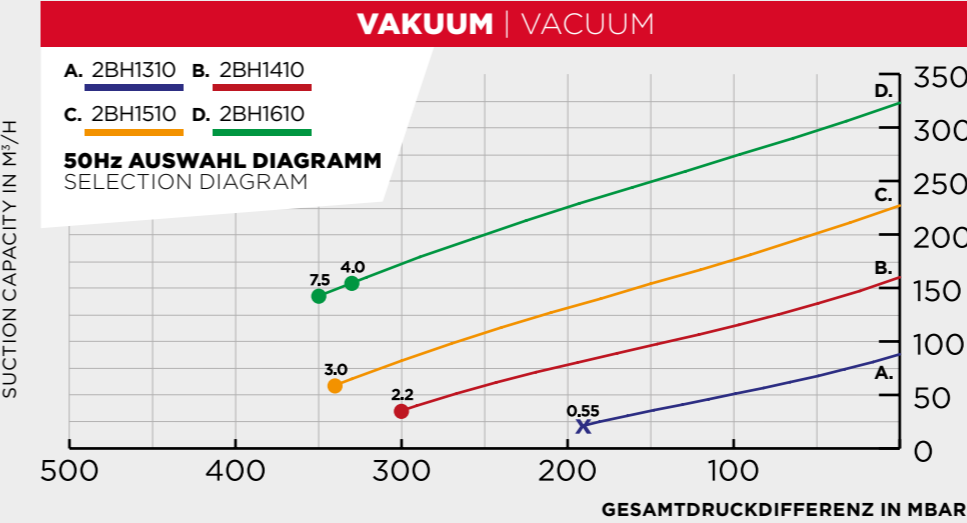


● IE3 x IE2



ZWEISTUFIGE VAKUUMPUMPEN MIT DREIPHASEN-ASYNCHRONMOTOR; VOLUMENSTROM BIS ZU 390m³/h
DOUBLE STAGE VACUUM PUMPS WITH THREE PHASE ASYNCHRONOUS MOTOR; VOLUME FLOW UP TO 390m³/h

BESTELL-NR. ORDER NO.	FREQUENZ Frequency	BEMESSUNGS RATED			SCHALL DRUCKPEGEL Sound pressure level	IE3 IE2	ATEX category	Vakuumbegrenzu- ngsventil Stück x Typ	Druckbegrenzungsventil Stück x Typ
		SPANNUNG Voltage	STROM Current	LEISTUNG Power				Vacuum relief valve Items x type	Pressure relief valve Items x type
	Hz	V	A	kW	dB(A)				
2BH1310-1HD21-Z Z=M34	50	230 Δ / 400 Y	2,35 Δ / 1,34 Y	0,55	55	IE2	3/2D	on request	on request
	60	460 Y	1,34 Y	0,63	61			on request	on request
2BH1310-1HD21-Z Z=M74	50	230 Δ / 400 Y	2,35 Δ / 1,34 Y	0,55	55	IE2	3GD	on request	on request
	60	460 Y	1,34 Y	0,63	61			on request	on request
2BH1410-1HD41-Z Z=M34	50	230 Δ / 400 Y	7,3 Δ / 4,2 Y	2,2	67	IE3	3/2D	on request	on request
	60	460 Y	4,2 Y	2,55	67			on request	on request
2BH1410-1HD41-Z Z=M74	50	230 Δ / 400 Y	7,3 Δ / 4,2 Y	2,2	67	IE3	3GD	on request	on request
	60	460 Y	4,2 Y	2,55	67			on request	on request
2BH1510-1HD46-Z Z=M34	50	400 Δ / 690 Y	5,6 Δ / 3,25 Y	3,0	71	IE3	3/2D	on request	on request
	60	400 Δ / 460 Y	5,5 Δ	3,45	71			on request	on request
2BH1510-1HD46-Z Z=M74	50	400 Δ / 690 Y	5,6 Δ / 3,25 Y	3,0	71	IE3	3GD	on request	on request
	60	400 Δ / 460 Y	5,5 Δ	3,45	71			on request	on request
2BH1610-1HD36-Z Z=M34	50	400 Δ / 690 Y	7,4 Δ / 4,25 Y	4,0	67	IE3	3/2D	on request	on request
	60	460 Δ	7,2 Δ	4,55	67			on request	on request
2BH1610-1HD36-Z Z=M74	50	400 Δ / 690 Y	7,4 Δ / 4,25 Y	4,0	67	IE3	3GD	on request	on request
	60	460 Δ	7,2 Δ	4,55	67			on request	on request
2BH1610-1HD56-Z Z=M34	50	400 Δ / 690 Y	13,1 Δ / 7,3 Y	7,5	71	IE3	3/2D	on request	on request
	60	460 Δ	13,0 Δ	8,6	71			on request	on request
2BH1610-1HD56-Z Z=M74	50	400 Δ / 690 Y	13,1 Δ / 7,3 Y	7,5	71	IE3	3GD	on request	on request
	60	460 Δ	13,0 Δ	8,6	71			on request	on request

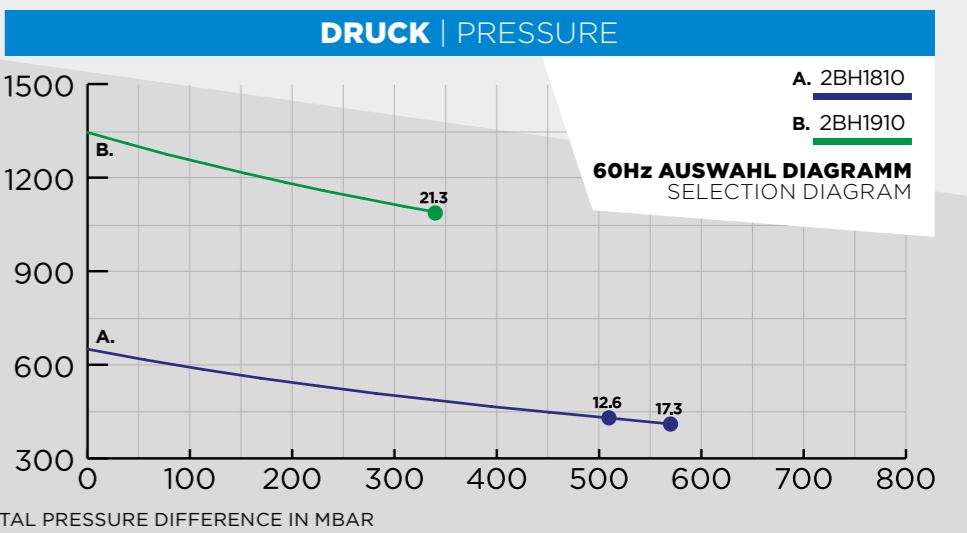
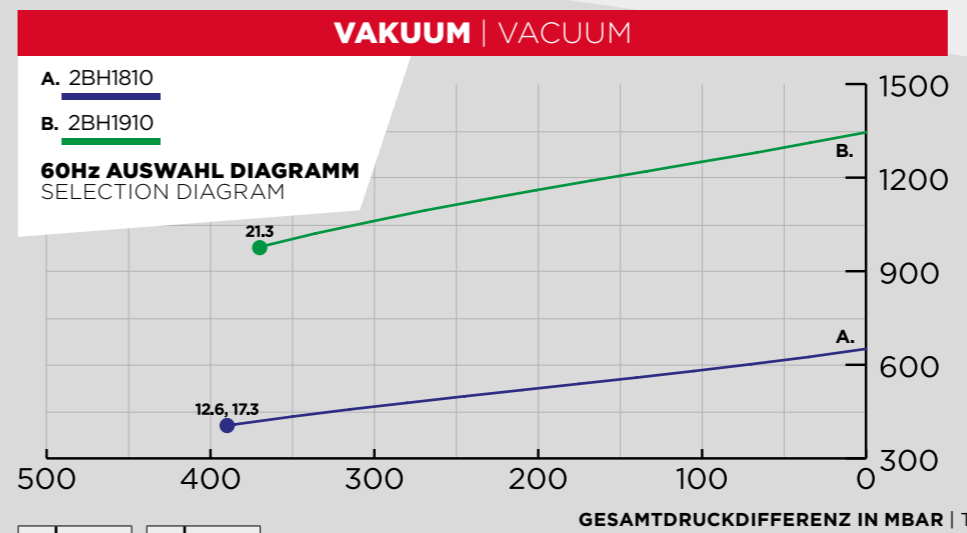
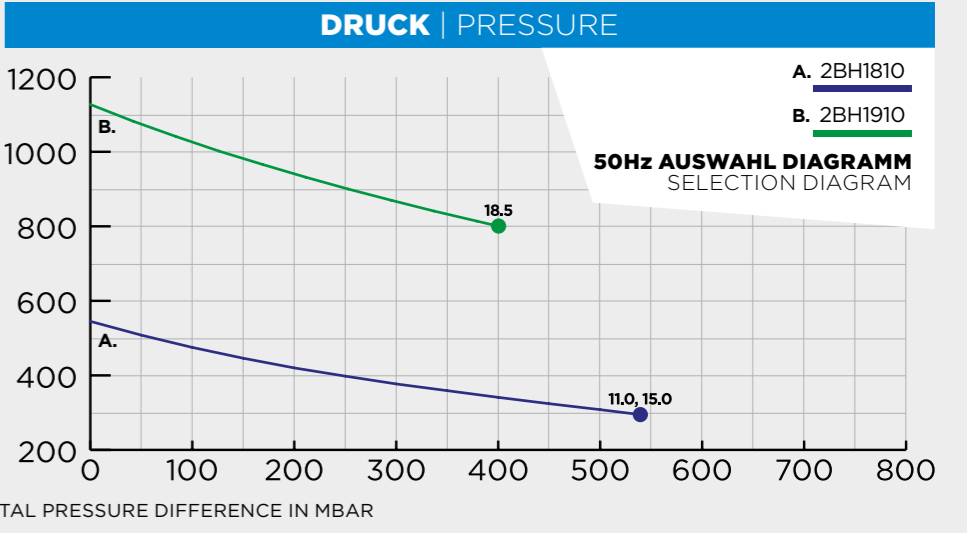
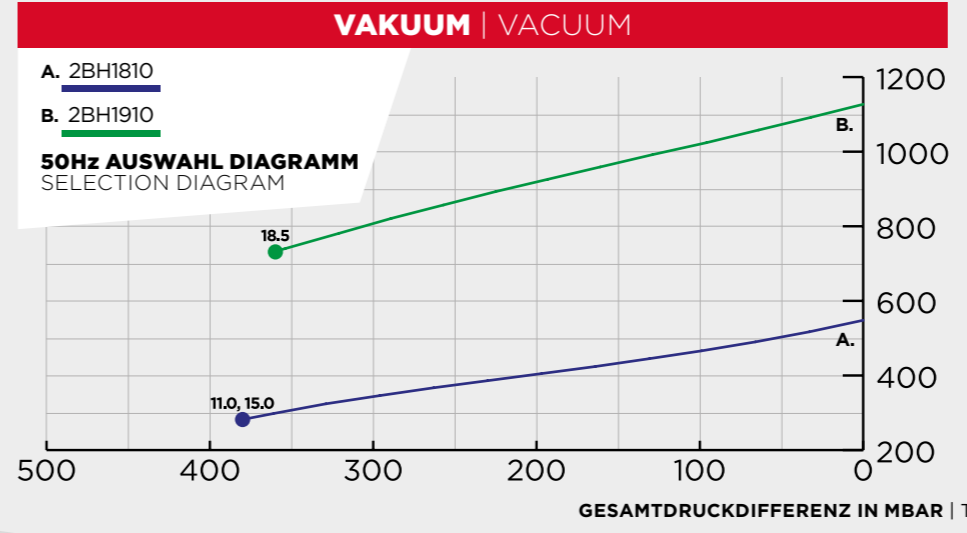


ZWEISTUFIGE VAKUUMPUMPEN MIT DREIPHASEN-ASYNCHRONMOTOR; VOLUMENSTROM BIS ZU 1350m³/h
DOUBLE STAGE VACUUM PUMPS WITH THREE PHASE ASYNCHRONOUS MOTOR; VOLUME FLOW UP TO 1350m³/h

BESTELL-NR.	FREQUENZ	BEMESSUNGS			SCHALL DRUCKPEGEL	IE3	ATEX category	Vakuumbegrenzungsventil Stück x Typ	Druckbegrenzungsventil Stück x Typ
		SPANNUNG	STROM	LEISTUNG					
ORDER NO.	Frequency	RATED			Sound pressure level	IE2	Vacuum relief valve Items x type	Pressure relief valve Items x type	
	Hz	Voltage	Current	Power	dB(A)				
2BH1810-1HD36-Z Z=M34	50	400 Δ / 690 Y	20,0 Δ / 11,6 Y	11,0	71	IE3	3/2D	1 x 2BX4 740/...840-Z M34 + 2BX4 045 1 x 2BX4 741/...841-Z M34 + 2BX4 045	
	60	460 Δ	19,5 Δ	12,6	76				
2BH1810-1HD36-Z Z=M74	50	400 Δ / 690 Y	20,0 Δ / 11,6 Y	11,0	71	IE3	3GD	1 x 2BX4 740/...840-Z M74 + 2BX4 045 1 x 2BX4 741/...841-Z M74 + 2BX4 045	
	60	460 Δ	19,5 Δ	12,6	76				
2BH1810-1HD46-Z Z=M34	50	400 Δ / 690 Y	27,0 Δ / 15,7 Y	15,0	71	IE3	3/2D	1 x 2BX4 740/...840-Z M34 + 2BX4 045 1 x 2BX4 741/...841-Z M34 + 2BX4 045	
	60	460 Δ	27,0 Δ	17,3	76				
2BH1810-1HD46-Z Z=M74	50	400 Δ / 690 Y	27,0 Δ / 15,7 Y	15,0	71	IE3	3GD	1 x 2BX4 740/...840-Z M34 + 2BX4 045 1 x 2BX4 741/...841-Z M34 + 2BX4 045	
	60	460 Δ	27,0 Δ	17,3	76				
2BH1910-1HD36-Z Z=M34	50	400 Δ / 690 Y	32,0 Δ / 18,6 Y	18,5	72	IE3	3/2D	1x 2BX4 750/ ...860 1x 2BX4 751/ ...861	
	60	460 Δ	32,0 Δ	21,3	76				
2BH1910-1HD36-Z Z=M74	50	400 Δ / 690 Y	32,0 Δ / 18,6 Y	18,5	72	IE3	3GD	1x 2BX4 750/ ...860 1x 2BX4 751/ ...861	
	60	460 Δ	32,0 Δ	21,3	76				

Dokumente anzeigen | View Documents
Scannen, um Datenblätter, Bedienungsanleitung und andere Dokumente herunterzuladen | Scan to download datasheets, operating manual and other documentation.



Alle ATEX-Maschinen sind zertifiziert | All ATEX machines are certified.



● **IE3** x **IE2**



ZUBEHÖR. ACCESSORIES.



Elmo Rietschle bietet ein großes Sortiment an Zubehör für diese Maschinen.

Bitte nutzen Sie diesen Abschnitt, um das passende Zubehör für Ihre Maschine und deren Verwendungszweck auszuwählen. Bitte beachten Sie die Liste der Abkürzungen, auf die im Abschnitt verwiesen wird.

Elmo Rietschle empfiehlt die Verwendung von Filtern. Wenn Sie dieses Δ Symbol sehen, bedeutet dies, dass bei Auswahl dieses Zubehörs es bereits an Ihrer Maschine angebracht ist.

Wenn Sie Fragen haben, wenden Sie sich bitte an Ihren zuständigen Vertriebsingenieur.

Elmo Rietschle offers a large range of accessories that are ideally suited for these machines.

Please use this section to select the appropriate accessory for your machine model and end use. Please refer to the list of abbreviations, which are referenced through the section.

Elmo Rietschle highly recommend the use of filters. If you see this icon Δ it means that if you select this accessory it will come pre-fitted on your machine.

If you have any questions please ask your local sales engineer for advice.

ABKÜRZUNGSVERZEICHNIS

-) Zubehör bei entsprechender Motorvariante NICHT möglich
- X) Zubehör bei entsprechender Motorvariante möglich
- (X) Nicht zertifiziert, muß vom Betreiber betrachtet werden. Zubehör muss mit einem Erdableitwiderstand <106 Ohm montiert werden
- A. Einschl. Anbauzubehör für festen Anbau: Dichtung, Gewindeflansch, Rohrdoppelnippel, Rohrbogen, DurchgangsfILTER.
- B. Eenschl. Dichtung, Schlauchanschlussflansch, Reduziernippel, DurchgangsfILTER, Schlauchschellen, ohne Schlauchleitung zwischen Filter und Vakuumpumpe.
- C. Einschl. Reduziernippel, DurchgangsfILTER, Schlauchschellen, ohne Schlauchleitung zwischen Filter und Vakuumpumpe.
- D. Einschl Anschlussflansch, Dichtung, DurchgangsfILTER, Schlauchschellen mit Schlauchleitung zwischen Filter und Vakuumpumpe.
- 1. Alle Filter sind Trockenluftfilter für Staubabscheidung; zur Abscheidung von Flüssigkeiten nicht geeignet. Der Anbau muss so erfolgen, dass kein Wasser eintreten kann.
- 2. Vor der Montage des Filters die Montageanleitung beachten.
- 3. Nur druckseitig direkt am Verdichter montierbar; saugseitig mit kundenseitigem Schlauchstück montierbar.
- 4. Saug und druckseitig nur mit kundenseitigem Schlauchstück montierbar.
- 5. Nur saugseitig direkt am Verdichter montierbar; druckseitig mit kundenseitigem Schlauchstück montierbar.
- 6. Druckseitig mit kundenseitigem Schlauchstück montierbar.
- 7. Wenn Sie diese zusammen mit der Pumpe bestellen möchten, fügen Sie bitte ein „Z“ an die Bestellnummer der Pumpe und die Zusatzinformation wie z.B. „C21“ wie folgt an: 2BH1 610 1HH26 Z C21 Zubehör, welches mit der Bestelloption bestellt wird, wird mit der Maschine beige packt ausgeliefert. Mit 2BX.... bestellte Zubehöre werden einzeln verpackt ausgeliefert.
- 8. Angaben gelten für eine Maschine mit Schlauchanschluss.

LIST OF ABBREVIATIONS

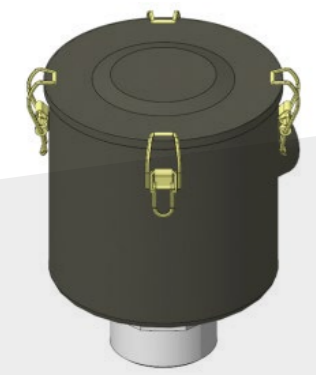
- λ) Accessories possible with corresponding motor variant
-) Accessories NOT possible with corresponding motor variant
- X) Accessories possible with corresponding motor variant
- (X) Are not certified must be taken into account by the operator. Accessories must be mounted with a leakage resistance < 106 Ohm.
- A. incl. accessories for fixed installation: gasket, threaded flange, barrel nipple, bend, through filter.
- B. incl. gasket, hose flange, reduction nipple, through filter, hose clamps; excl. hose between filter and vacuum pump.
- C. incl. reduction nipple, through filter, hose clamps without hose between filter and vacuum pump.
- D. incl. connecting flange, gasket, through filter, hose clamps with hose between filter and vacuum pump.
- E. Without mounting accessories, hose assembly must be provided by customer.
- 1. All filters are suitable only for separation with dry air and cannot be used for liquids. The installation must be effected in such a way as to ensure that no water can enter the filter.
- 2. Before mounting the filter, follow the mounting instructions.
- 3. Can only be mounted directly on the compressor on the discharge side; can be mounted on the suction side with hose section on customer side.
- 4. Can only be mounted on the suction and discharge side with hose section on customer side.
- 5. Can only be mounted directly on the compressor on the suction side; can be mounted on the discharge side with hose section on customer side.
- 6. Can be mounted on the discharge side with hose section on customer side.
- 7. If you wish to order this together with the pump, please add a „Z“ to the order number of the pump and the additional information e.g. „C21“ as follows: 2BH1 610 1HH26 Z C21 Accessories ordered with order option, will be packed together with the blower. Accessories ordered with 2BX.... will be packed individually.
- 8. Data apply to a machine with hose connection.

ACCESSORIES

ZUBEHÖR ACCESSORIES

FILTERS

SAUGSEITIGER DURCHGANGSFILTER
SUCTION THROUGH FILTER



MIT PAPIER ODER POLYESTERFILTEREINSATZ
WITH PAPER OR POLYESTER FILTER INSERT

	IEnd	IE3	ATEX	Papier Paper	Polyester Polyester
G-BH1					
Bestellnummer Order No.					
A 2BH1 1.	•	-	-	2BX2 060	2BX4 082
B 2BH1 2.	•	-	-	2BX2 061	2BX4 081
A 2BH1 3.	•	-	-	2BX2 060	2BX4 082
B 2BH1 40.-...0.	•	-	-	2BX2 061	2BX4 081
B 2BH1 40.-...1.	-	•	-	2BX2 061	2BX4 081
B 2BH1 40.-...2.	-	•	-	2BX2 061	2BX4 081
B 2BH1 41.	-	•	-	2BX2 064	2BX4 083
B 2BH1 43.-...1.	-	•	-	2BX2 061	2BX4 081
B 2BH1 43.-...2.	-	•	-	2BX2 061	2BX4 081
B 2BH1 49.	-	•	-	2BX2 061	2BX4 081
B 2BH1 5.	-	•	-	2BX2 061	2BX4 081
B 2BH1 6.	•	•	-	2BX2 063	2BX4 081
C 2BH1 8.-...1. (Opp2)*	•	•	-	2BX4 045	2BX4 084
D 2BH1 90.	•	•	-	2BX4 070	2BX4 093
D 2BH1 91.	•	•	-	2BX4 070	2BX4 093
D 2BH1 93.	•	•	-	2BX4 070	2BX4 093
D 2BH1 943.	-	•	-	2BX4 071	2BX4 071

Teilespezifikationen herunterladen
| Download Parts Specifications
Scannen Sie, um alle technischen Spezifikationen herunterzuladen | Scan to download all technical specifications.



BESCHREIBUNG A/B/C/D/E SIEHE ABKÜRZUNGEN
DESCRIPTION A/B/C/D/E REFER TO ABBREVIATIONS

	IEnd	IE3	ATEX	Papier Paper	Polyester Polyester
G-BH7					
Bestellnummer Order No.					
A 2BH7 21.-...1.	•	•	-	2BX2 060	2BX4 082
A 2BH7 21.-...3.	-	•	-	2BX2 060	2BX4 082
A 2BH7 21.-...5.	•	-	-	2BX4 060	-
A 2BH7 22.-...3.	-	•	-	2BX2 060	2BX4 082
A 2BH7 22.-...2.	•	-	-	2BX2 060	2BX4 082
A 2BH7 22.-...5.	-	•	-	2BX4 060	2BX4 082
A 2BH7 3.	•	•	-	2BX2 060	2BX4 082
A 2BH7 4.	-	•	-	2BX2 060	2BX4 082
A 2BH7 5.	-	•	-	2BX2 060	2BX4 082
B 2BH7 6.-...N.	-	•	-	2BX2 061	2BX4 081
A 2BH7 6.-...A.	-	•	-	2BX2 060	2BX4 082
G-BH2					
Bestellnummer Order No.					
2BH20360				Schlauchanschluss 90mm Hose connection 90mm	2BX4 086
2BH20540				Schlauchanschluss 102mm Hose connection 102mm	2BX4 088
2BH20780				Schlauchanschluss 125mm Hose connection 125mm	2BX4 089

FILTERS

ANSAUGFILTER
SUCTION FILTER



MIT PAPIER ODER POLYESTERFILTEREINSATZ
WITH PAPER OR POLYESTER FILTER INSERT


	IEnd	IE3	ATEX	Papier Paper	Polyester Polyester
G-BH1					
Bestellnummer Order No.					
A 2BH1 002	△	-	-	2BX 4 134	-
A 2BH11.	•	-	-	2BX 2 100	2BX4 062
A 2BH12.	•	-	-	2BX 2 101	2BX4 061
A 2BH13.	•	-	-	2BX 2 100	2BX4 062
A 2BH1 40.-...0.	•	•	-	2BX2 101	2BX4 061
A 2BH1 40.-...1.	•	•	-	2BX2 101	2BX4 061
A 2BH1 40.-...2.	•	•	-	2BX2 101	2BX4 061
A 2BH1 41.	•	•	-	2BX2 107	2BX4 063
A 2BH1 43.-...3.	•	•	-	-	2BX4 063
A 2BH1 43.-...4.	•	•	-	-	2BX4 063
A 2BH1 49.	•	•	-	2BX2 101	2BX4 061
A 2BH1 5.	-	•	-	2BX4 064	2BX4 064
A 2BH1 6.	•	•	-	2BX2 102	-
A 2BH1 61.	•	•	-	2BX2 102	2BX4 064
A 2BH1 63.	•	•	-	2BX2 102	2BX4 064
A 2BH1 64.	•	•	-	2BX2 103	2BX4 065
A 2BH1 69.	•	•	-	2BX2 104	2BX4 065
A 2BH1 8.	•	•	-	2BX4 045	2BX4 066
A 2BH1 9.	•	•	-	2BX4 070	-
A 2BH1 943.	-	•	-	2BX4 078	-

2BH1 002 Beigelegt bei Lieferung △
2BH1 002 Delivery with pump △

FÜR PARTIKELGRÖSSE
PAPIER: 5 - 9 µm
POLYESTER: 3 µm

FOR PARTICLE SIZE
PAPER: 5 - 9 µm
POLYESTER: 3 µm

Teilespezifikationen herunterladen
| Download Parts Specifications
Scannen Sie, um alle technischen Spezifikationen herunterzuladen | Scan to download all technical specifications.



ACCESSORIES

ZUBEHÖR ACCESSORIES

FILTERS

ANSAUGFILTER SUCTION FILTER






BESCHREIBUNG A/B/C/D/E SIEHE ABKÜRZUNGEN
DESCRIPTION A/B/C/D/E REFER TO ABBREVIATIONS

G-BH2		Bestellnummer Order No.		IE3	ATEX	Polyester Polyester
		Schlauchanschluss 90mm Hose connection 90mm	2BX4 072	-	•	-
B	2BH20360	Aussengewinde f. direkten Anbau an 2- u. 3- stufige Maschinen G2,5" Outside thread for direct installation with 2- and 3-stage blowers G2,5"	2BX4 075	-	•	-
		Schlauchanschluss 102mm Hose connection 102mm	2BX4 073	-	•	-
B	2BH20540	Aussengewinde f. direkten Anbau an 2- u. 3- stufige Maschinen G3" Outside thread for direct installation with 2- and 3-stage blowers G3"	2BX4 076	-	•	-
		Schlauchanschluss 125mm Hose connection 125mm	2BX4 074	-	•	-
B	2BH20780	Aussengewinde f. direkten Anbau an 2- u. 3- stufige Maschinen G4" Outside thread for direct installation with 2- and 3-stage blowers G4"	2BX4 077	-	•	-




G-BH100		Bestellnummer Order No.		IE3	ATEX	Polyester Polyester
		2BH1 002	2BX4 134	-	-	-

Beigelegt bei Lieferung B36 
Delivery with pump B36 

 **Teilespezifikationen herunterladen**
| Download Parts Specifications
**Scannen Sie, um alle technischen
Spezifikationen herunterzuladen** | Scan to
download all technical specifications.


FILTER

ERSATZFILTERPATRONE REPLACEMENT FILTER ELEMENTS




PAPIER FILTEREINSATZ
PAPER FILTER INSERT

2BX2		Bestellnummer Order No.	
		2BX2 060	501 4022 002 000
		2BX2 061	501 4022 004 000
		2BX2 063	501 4022 004 000
		2BX2 064	501 4022 004 000
		2BX2 100	501 4022 001 000
		2BX2 101	501 4022 002 000
		2BX2 102	501 4022 002 000
		2BX2 107	501 4022 002 000
		2BX2 108	501 4022 002 000
		2BX2 103	501 4022 003 000
		2BX2 104	501 4022 003 000

 **Teilespezifikationen herunterladen**
| Download Parts Specifications
**Scannen Sie, um alle technischen
Spezifikationen herunterzuladen** | Scan to
download all technical specifications.

POLYESTERFILTEREINSATZ
POLYESTER FILTER INSERT

2BX4		Bestellnummer Order No.	
		2BX4 082	501 4000 003 000
		2BX4 081	501 4000 201 000
		2BX4 083	501 4000 201 000
		2BX4 084	501 4000 201 000
		2BX4 062	501 4000 101 000
		2BX4 061	501 4000 003 000
		2BX4 063	501 4000 003 000
		2BX4 064	501 4000 003 000
		2BX4 065	501 4022 013 000
		2BX4 066	501 4022 013 000
		2BX4 067	501 40001 01 000
		2BX4 068	501 40000 03 000
		2BX4 072	501 0000 021 000
		2BX4 073	501 4022 013 000
		2BX4 074	501 0000 023 000
		2BX4 075	501 0000 021 000
		2BX4 076	501 4022 013 000
		2BX4 077	501 0000 023 000
		2BX4 078	501 0000 023 000
		2BX4 086	501 4000 201 000
		2BX4 088	501 4022 013 000
		2BX4 089	501 4022 013 000
		2BX4 091	501 4022 018 000
		2BX4 093	501 4022 018 000
		2BX4 092	501 4022 018 000



ZUBEHÖR ACCESSORIES



VENTILE VALVES

DRUCK BEGRENZUNGSVENTIL
PRESSURE RELIEF VALVE



2BX2 14.
A: angebaut · mounted



2BX4 8.
A: angebaut · mounted

A. Mit Adapter, Dichtung und Schrauben
A. With adapter, gasket and screws

G-BH1	IEnd	IE3	ATEX	50Hz	60Hz
				Bestellnummer Order No.	
2BH1 3.	•	-	-	2BX2 143	2BX2 144
	-	-	•	On Request	On Request
2BH1 4.	-	•	-	2BX2 143	2BX2 144
	-	-	•	On Request	On Request
2BH1 5.	-	•	-	2BX2 147	2BX2 148
	-	-	•	On Request	On Request
2BH1 6.	•	•	-	2BX2 147	2BX2 148
	-	-	•	On Request	On Request
2BH1 80.-1 / 181.-1	•	•	•	2BX4 841 + 2BX4 045	-
2BH1 83.-1.. 0.	•	•	•	2BX4 851 + 2BX4 045	2BX4 855 + 2BX4 045
2BH1 83.-1 (Opp2)	•	•	•	-	2BX4 855 + 2BX4 045
2BH1 83.-1.. 1/.2.	•	•	•	2BX4 841 + 2BX4 045	
2BH1 90.-..0	•	•	-	2BX4 881	2BX4 885
2BH1 90.-..1.	•	•	•	2BX4 861	2BX4 865
2BH1 90.-..2.	•	•	•	2BX4 861	2BX4 885
2BH1 90.-..3.	•	•	•	-	2BX4 865
2BH1 910	-	•	•	2BX4 861	2BX4 865
2BH1 93..0	•	•	-	2BX4 881	2BX4 885
2BH1 930..1..2..	•	•	•	2BX4 861	2BX4 885
2BH1 93..3	•	•	•	-	2BX4 865
2BH1 940	-	•	-	2BX4 881	2BX4 885
2BH1 943	-	•	•	2BX4 871	2BX4 875


G-BH2	IEnd	IE3	ATEX	50Hz	60Hz
				Bestellnummer Order No.	
2BH2 0360-1...J/K/L/M	-	•	-	2BX4 841	2BX4 845
2BH2 0360-2...L/M/N/P	-	•	-	2BX4 841	2BX4 845
2BH2 0360-3...M/N/P/Q	-	•	-	2BX4 841	2BX4 845
2BH2 0540-1...L/M/N	-	•	-	2BX4 641	2BX4 645
2BH2 0540-2...M/N/P/Q	-	•	-	2BX4 641	2BX4 655
2BH2 0540-3...N/P/Q/R	-	•	-	2BX4 641	2BX4 655
2BH2 0780-1...M/N/P/Q	-	•	-	2BX4 661	2BX4 665
2BH2 0780-2...N/P/Q/R/S	-	•	-	2BX4 661	2BX4 665
2BH2 0780-3...P/Q/R/S/T	-	•	-	2BX4 661	2BX4 665

G-BH7	IEnd	IE3	ATEX	50Hz	60Hz
				Bestellnummer Order No.	
2BH7 21.-...1.	•	-	-	2BX2 143	2BX4 144
2BH7 21.-...4.	-	•	-	2BX2 143	2BX4 174
2BH7 22.-..2.	•	•	-	2BX4 821	2BX4 825
2BH7 22.-...3.	•	•	-	2BX4 821	2BX4 825
2BH7 22.-...5.	•	•	-	2BX4 811	2BX4 815
2BH7 31/741/751	•	•	-	2BX2 143	2BX4 144
2BH7 32/742/752	-	•	-	2BX4 821	2BX4 825
2BH7 61	-	•	-	2BX4 821	2BX4 825
2BH7 6...N	-	•	-	2BX4 821	2BX4 825
2BH7 62	-	•	-	2BX4 821	2BX4 825
2BH7 53/763	-	•	-	2BX4 821	2BX4 825

Teilespezifikationen herunterladen
| Download Parts Specifications
Scannen Sie, um alle technischen Spezifikationen herunterzuladen | Scan to download all technical specifications.

VENTILE VALVES


DRUCK BEGRENZUNGSVENTIL
PRESSURE RELIEF VALVE



2BX4 7.
B: lose · loose



2BX4 72.
B: lose · loose



2BX2 11.
B: lose · loose

B: für Rohrleitungs montage
B: for pipeline mounting

G-BH1	IEnd	IE3	ATEX	50Hz	60Hz
				Bestellnummer Order No.	
2BH1 3.	•	-	-	2BX2 111	2BX2 115
	-	-	•	On Request	On Request
2BH1 4.	-	•	-	2BX2 111	2BX2 115
	-	-	•	On Request	On Request
2BH1 5.	-	•	-	2BX2 111	2BX2 115
	-	-	•	On Request	On Request
2BH1 6.	•	•	-	2BX2 111	2BX2 115
	-	-	•	On Request	On Request
2BH1 80.-1 / 181.-1	•	•	•	2BX4 741	2BX4 745
2BH1 83.-1.. 0.	•	•	-	2BX4 751	-
2BH1 83.-1	•	•	•	-	2BX4 755
2BH1 83.-1.. 1/.2.	•	•	•	2BX4 741	-
2BH1 90.-...0	•	•	-	2BX4 751	2BX4 755
2BH1 90.-..1.	•	•	•	2BX4 751	2BX4 755
2BH1 90.-2	•	•	•	2BX4 751	2BX4 755
2BH1 90.-3	•	•	-	2BX4 751	2BX4 755
2BH1 93..0	•	•	-	2BX4 751	2BX4 755
2BH1 93.-..1.	•	•	•	2BX4 751	2BX4 755
2BH1 93.-2	•	•	•	2BX4 751	2BX4 755
2BH1 93.-3	•	•	•	2BX4 751	2BX4 755
2BH1 910	-	•	•	2BX4 751	2BX4 755
2BH1 940	-	•	•	2BX4 751	2BX4 755
2BH1 943	-	-	•	2BX4 751	2BX4 755

G-BH2	IEnd	IE3	ATEX	50Hz	60Hz
				Bestellnummer Order No.	
2BH2 0360-1...J/K/L/M	-	•	-	2BX4 741	2BX4 725
2BH2 0360-2...K/L/M/N/P	-	•	-	2BX4 741	2BX4 725
2BH2 0360-3...M/N/P/Q	-	•	-	2BX4 741	2BX4 725
2BH2 0540-1...L/M/N	-	•	-	2BX4 741	2BX4 745
2BH2 0540-2...M	-	•	-	2BX4 741	2BX4 755
2BH2 0540-2...N/P/Q	-	•	-	2BX4 741	2BX4 745
2BH2 0540-3...N	-	•	-	2BX4 741	2BX4 755
2BH2 0540-3...P/Q/R	-	•	-	2BX4 741	2BX4 745
2BH2 0780-1...M/N/P/Q	-	•	-	2BX4 751	2BX4 755
2BH2 0780-2...N/P/Q/R/S	-	•	-	2BX4 751	2BX4 755
2BH2 0780-3...P/Q/R/S/T	-	•	-	2BX4 751	2BX4 755

Teilespezifikationen herunterladen
| Download Parts Specifications
Scannen Sie, um alle technischen Spezifikationen herunterzuladen | Scan to download all technical specifications.

G-BH9	Bestellnummer Order No.
2BH9 2300-1	- • - 2BX4 751 -

ZUBEHÖR ACCESSORIES

VENTILE VALVES

VAKUUM BEGRENZUNGSVENTIL VACUUM RELIEF VALVE



2BX2 14.
A: angebaut · mounted



2BX4 8.
A: angebaut · mounted

A. Mit Adapter, Dichtung und Schrauben
A. With adapter, gasket and screws


	IEnd	IE3	ATEX	50Hz		60Hz	
				Bestellnummer	Order No.	Bestellnummer	Order No.
G-BH1							
	2BH1 3.	•	-	-	2BX2 141	2BX2 142	
2BH1 4.		-	•	-	On Request	On Request	
		-	•	-	2BX2 141	2BX2 142	
2BH1 6.		•	•	-	On Request	On Request	
		-	-	•	2BX2 145	2BX2 146	
2BH1 80.-1 / 181 / 183		•	•	•	2BX4 840 +		
					2BX4 045	-	
2BH1 80.-1...0		•	•	•	-	2BX4 854 +	
					-	2BX4 045	
2BH1 80.-1...1/-...2		•	•	•	-	2BX4 844 +	
					-	2BX4 045	
2BH1 81.-1		•	•	•	-	2BX4 844 +	
					-	2BX4 045	
2BH1 83.-1...0/-...1		•	•	•	-	2BX4 854 +	
					-	2BX4 045	
2BH1 83.-1...2		•	•	•	-	2BX4 844 +	
					-	2BX4 045	
2BH1 90.-...0		•	•	•	2BX4 860	2BX4 884	
					2BX4 860	2BX4 864	
2BH1 91-...0		•	•	•	2BX4 860	2BX4 864	
					2BX4 880	2BX4 884	
2BH1 93. 0		-	•	-	-	2BX4 864	
					-	2BX4 884	
2BH1 93. 2		-	•	-	-	2BX4 864	
					-	2BX4 884	
2BH1 93. 3		-	•	-	-	2BX4 864	
					-	2BX4 884	
2BH1 940-...3.		-	•	•	2BX4884	2BX4 884	
					2BX4 860	2BX4 864	
2BH1 940-...4.		-	•	•	2BX4 860	2BX4 864	
					2BX4 870	2BX4 874	

	IEnd	IE3	ATEX	50Hz		60Hz	
				Bestellnummer	Order No.	Bestellnummer	Order No.
G-BH2							
	2BH2 0360-1...J/K/L/M	-	•	-	2BX4 840	2BX4 854	
2BH2 0360-2...K/L/M/N		-	•	-	2BX4 840	2BX4 844	
		-	•	-	2BX4 840	2BX4 844	
2BH2 0360-3...M/N/P/Q		-	•	-	2BX4 640	2BX4 644	
		-	•	-	2BX4 640	2BX4 644	
2BH2 0540-1...L/M/N		-	•	-	2BX4 640	2BX4 644	
		-	•	-	2BX4 640	2BX4 644	
2BH2 0540-2...M/N/P/Q		-	•	-	2BX4 640	2BX4 644	
		-	•	-	2BX4 640	2BX4 644	
2BH2 0540-3...N/P/Q/R		-	•	-	2BX4 640	2BX4 644	
		-	•	-	-	2BX4 654	
2BH2 0780-1...M/N/P/Q		-	•	-	2BX4 664	2BX4 664	
		-	•	-	2BX4 660	2BX4 644	
2BH2 0780-2...N/P/Q/R/S		-	•	-	2BX4 660	2BX4 644	
		-	•	-	2BX4 660	2BX4 644	
G-BH7							
	2BH7 21.-...1.	•	•	-	2BX2 141	2BX2 142	
2BH7 21.-...2.		•	•	-	2BX2 141	2BX2 142	
		-	•	-	2BX2 171	2BX2 172	
2BH7 21.-...4.		-	•	-	2BX2 141	2BX4 824	
		-	•	-	2BX4 810	2BX4 814	
2BH7 21.-...5.		-	•	-	2BX2 141	2BX2 142	
		-	•	-	2BX4 820	2BX4 824	
2BH7 22.-...2.		-	•	-	2BX4 820	2BX4 824	
		-	•	-	2BX4 820	2BX4 824	
2BH7 22.-...5.		-	•	-	2BX4 820	2BX4 824	
		-	•	-	2BX4 830	2BX4 834	
2BH7 31/741/751		-	•	-	2BX4 820	2BX4 824	
		-	•	-	2BX4 820	2BX4 824	
2BH7 32/742/752		-	•	-	2BX4 820	2BX4 824	
		-	•	-	2BX4 820	2BX4 824	
2BH7 53/763		-	•	-	2BX4 820	2BX4 824	
		-	•	-	2BX4 820	2BX4 824	
2BH7 61		-	•	-	2BX4 820	2BX4 824	
		-	•	-	2BX4 830	2BX4 834	
2BH7 62		-	•	-	2BX4 820	2BX4 824	
		-	•	-	-	-	
G-BH9							
	2BH9 2300-1.	-	-	-	-	-	

Teilespezifikationen herunterladen
| Download Parts Specifications
Scannen Sie, um alle technischen
Spezifikationen herunterzuladen | Scan to
download all technical specifications.

VENTILE VALVES

VAKUUM BEGRENZUNGSVENTIL VACUUM RELIEF VALVE



2BX4 7.
B: lose · loose



2BX4 72.
B: lose · loose



2BX2 11.
B: lose · loose

B: für Rohrleitungs montage
B: for pipeline mounting

	IEnd	IE3	ATEX	50Hz		60Hz	
				Bestellnummer	Order No.	Bestellnummer	Order No.
G-BH1							
	2BH1 3.	•	-	-	2BX2 110	2BX2 114	
2BH1 4.		-	•	-	On Request	On Request	
		-	•	-	2BX2 110	2BX2 114	
2BH1 5.		-	•	-	On Request	On Request	
		-	•	-	2BX2 110	2BX2 114	
2BH1 6.		•	•	-	2BX2 110	2BX2 114	
		-	-	•	On Request	On Request	
2BH1 80.-1 / 181 / 183		•	•	•	2BX4 740	-	
		•	•	•	-	2BX4 754	
2BH1 80.-1...0		•	•	•	-	2BX4 744	
		•	•	•	-	2BX4 744	
2BH1 80.-1...1/-...2		•	•	•	-	2BX4 744	
		•	•	•	-	2BX4 754	
2BH1 81.-1		•	•	•	-	2BX4 744	
		•	•	•	-	2BX4 754	
2BH1 83.-1...0/-...1		•	•	•	-	2BX4 744	
		•	•	•	-	2BX4 744	
2BH1 90.-...0		•	•	•	2BX4 750	2BX4 754	
		•	•	•	-	2BX4 754	
2BH1 90.-...1		•	•	•	-	2BX4 754	
		•	•	•	-	2BX4 754	
2BH1 90.-...3		•	•	•	-	2BX4 754	
		-	•	•	2BX4 750	2BX4 754	
2BH1 91-...0		-	•	•	2BX4 750	2BX4 754	
		•	•	-	2BX4 750	2BX4 754	
2BH1 93. 0		•	•	-	2BX4 750	2BX4 754	
		•	•	-	2BX4 750	2BX4 754	
2BH1 93. 2		•	•	-	2BX4 750	2BX4 754	
		•	•	-	2BX4 750	2BX4 754	
2BH1 93. 3		•	•	•	2BX4 750	2BX4 754	
		-	•	•	2BX4 750	2BX4 754	
2BH1 940-...3.		-	•	•	2BX4 750	2BX4 754	
		-	•	•	2BX4 750	2BX4 754	
2BH1 940-...4.		-	•	•	2BX4 750	2BX4 754	
		-	•	•	2BX4 750	2BX4 754	
2BH1 943		-	•	•	2BX4 750	2BX4 754	
		-	•	•	2BX4 750	2BX4 754	

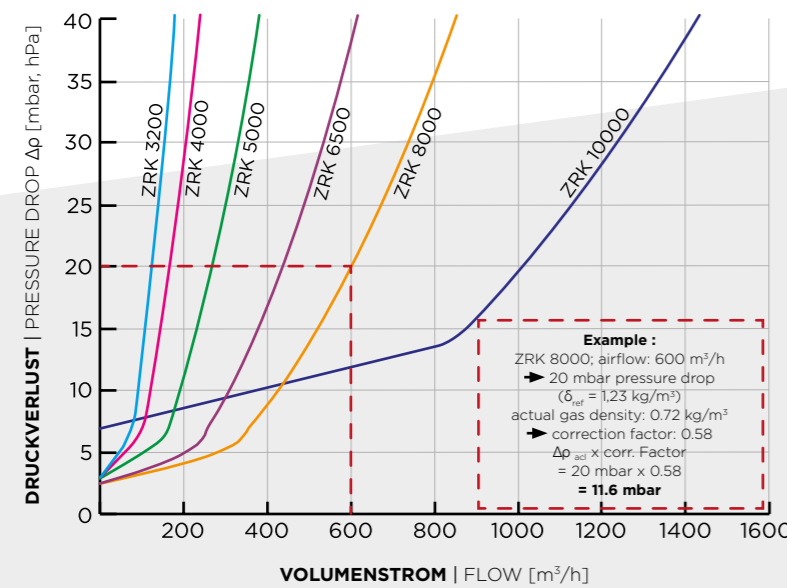
|--|

ZUBEHÖR ACCESSORIES

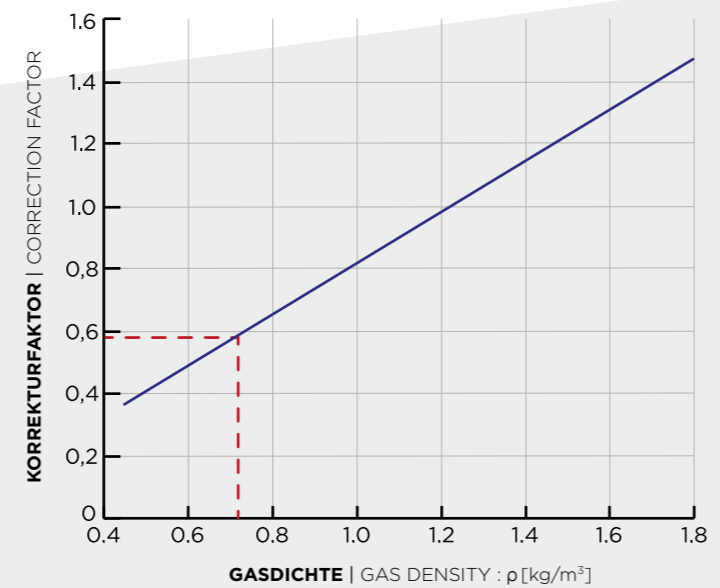
VENTILE VALVES RÜCKSCHLAGVENTIL NON-RETURN VALVE

	IEnd	IE3	ATEX	
ZRK 3200	•	•	-	1,25"
ZRK 4000	•	•	-	1,5"
ZRK 5000	•	•	-	2,0"
ZRK 6500	•	•	-	2,5"
ZRK 8000	•	•	-	3,0"
ZRK 10000	•	•	-	4,0"


DROSSELKURVEN FÜR ZRK RÜCKSCHLAGVENTILE
THROTTLE CURVE FOR ZRK CHECK VALVES GAS DENSITY: 1,23kg/m³



KORREKTURFAKTOR GASDICHTE
CORRECTION FACTOR GAS DENSITY: $\delta_{ref} = 1,23 \text{ kg/m}^3$



Teilespezifikationen herunterladen
| Download Parts Specifications
Scannen Sie, um alle technischen Spezifikationen herunterzuladen | Scan to download all technical specifications.



FLANSCH FLANGES GEWINDEFLANSCH THREADED FLANGE

GEWINDEFLANSCH - ROHRGEWINDE
THREADED FLANGE - PIPE THREAD

	IEnd	IE3	ATEX		Thread
G-BH1				Bestellnummer Order No.	
2BH1 1	△	-	-	2BX1 037	G1 ¼
2BH1 3	△	-	-	2BX1 037	G1 ¼
2BH1 40...0.	△	-	•	2BX1 038	G1 ½
2BH1 40...1.	△	-	•		
2BH1 40...2.	△	-	•		
2BH1 40...3.	△	-	•		
2BH1 40...4.	△	-	•	2BX1 040	G1 ½
2BH1 41.	△	-	•		
2BH1 43...0.	△	-	•	2BX1 038	G1 ½
2BH1 43...1.	△	-	•		
2BH1 43...2.	△	-	•		
2BH1 49.	△	-	•	2BX1 038	G1 ½
2BH1 5.	△	-	•	2BX1 041	G2
2BH1 6.	△	-	•	2BX1 041	G2
2BH18..-1	△	-	•	2BX4 045	G2 ½
2BH18..-1	△	-	•	2BX4 046	G3
2BH18..-1 mit 2x Messanschluß G1/4	△	-	•	2BX4 049	G2 ½
2BH1 90.	△	-	•	2BX1 042	G4
2BH1 91.	△	-	•	2BX1 042	G4
2BH1 93.	△	-	•	2BX1 042	G4
2BH1 940	△	-	•	2BX1 042	G4
2BH1 943	△	-	•	2BX1 043	G5



inkl. Dichtung und Schrauben.
(*) 2BH18 Opp2: Dichtungen sind nicht im Lieferumfang, da nicht erforderlich.
Material: Flansch, Schrauben / Dichtung Stahl, verzinkt / NBR (Gummi).

incl. gasket and screws.
(*) 2BH18 Opp2: Seals are not included in the scope of delivery, as not required.

Material: Flange, screws / gasket steel, galvanized / NBR (Rubber).

Montiert bei Lieferung C28 △
Mounted C28 △


	IEnd	IE3	ATEX		Thread
G-BH7				Bestellnummer Order No.	
2BH7 2...0.	△	•	•	2BX1 037	G1 ¼
2BH7 2...1.	△	•	•		
2BH7 2...2.	△	•	•		
2BH7 2...4.	△	•	•		
2BH7 2...5.	△	•	•	2BX4 040	G1 ¼
2BH7 3	△	•	•	2BX1 037	G1 ¼
2BH7 4	△	-	-	2BX1 037	G1 ¼
2BH7 5	△	-	•	2BX1 037	G1 ¼
2BH7 6	△	-	•	2BX1 037	G1 ¼

FLANSCH MIT GEWINDE - NPT KONISCH
THREADED FLANGE - NPT TAPERED

	IEnd	IE3	ATEX		Thread
G-BH1				Bestellnummer Order No.	
2BH1 5.	△	-	•	2BX4 041	NPT2
2BH1 6.	△	-	•	2BX4 041	NPT2
2BH18..-1	△	-	•	2BX4 047	NPT2 ½
2BH18..-1	△	-	•	2BX4 048	NPT3
2BH1 9...0/...1/...3	△	-	•	2BX4 042	NPT4
2BH1 94.	△	-	•	2BX4 043	NPT5
2BH1 943	△	-	•	2BX4 043	NPT5

Montiert bei Lieferung C28 △
Mounted C28 △

ZUBEHÖR ACCESSORIES



FLANSCH FLANGES

SCHLAUCHFLANSCH
HOSE FLANGE



	IEnd	IE3	ATEX		Diameter
G-BH1					
				Bestellnummer Order No.	
2BH11	•	-	-	2BX1 032	40 (A)
2BH12	•	-	-	2BX1 033	40 (A)
2BH13	•	-	-	2BX1 032	40 (A)
2BH1 40...0.	-	•	-	2BX1 033	50 (A)
2BH1 40...1.	-	•	-	2BX1 033	50 (A)
2BH1 40...2.	-	•	-	2BX1 033	50 (A)
2BH1 41.	-	•	-	2BX1 034	50 (A)
2BH1 43...0.	-	•	-	2BX1 033	50 (A)
2BH1 43...1.	-	•	-	2BX1 033	50 (A)
2BH1 43...2.	-	•	-	2BX1 033	50 (A)
2BH1 49.	-	•	-	2BX1 033	50 (A)
2BH1 5.	-	•	-	2BX1 033	50 (A)
2BH1 5.	•	•	-	2BX1 036	60 (A)
2BH1 6.	•	•	-	2BX1 033	50 (A)
2BH1 6.	•	•	-	2BX1 036	60 (A)
2BH1 8...1	•	•	-	2BX1 047 + 2BX4 045	76 (T)
2BH1 90.	•	•	-	2BX1 048	115 (S)
2BH1 91.	•	•	-	2BX1 048	115 (S)
2BH1 93.	•	•	-	2BX1 048	115 (S)
2BH1 940	•	•	-	2BX1 048	115 (S)
2BH1 943	-	•	-	2BX1 046	150 (G)



Teilespezifikationen herunterladen
| Download Parts Specifications
Scannen Sie, um alle technischen Spezifikationen herunterzuladen | Scan to download all technical specifications.


	IEnd	IE3	ATEX		Diameter
G-BH7					
				Bestellnummer Order No.	
2BH7 2...1.	•	•	-	2BX1 032	40 (A)
2BH7 2...2.	•	•	-	2BX1 032	40 (A)
2BH7 2...4.	•	•	-	2BX1 032	40 (A)
2BH7 2...5.	-	•	-	2BX4 020	40 (A)
2BH7 3	-	•	-	2BX1 032	40 (A)
2BH7 4	-	•	-	2BX1 032	40 (A)
2BH7 5	-	•	-	2BX1 032	40 (A)
2BH7 6	•	•	-	2BX1 032	40 (A)
2BH7 6...N	-	•	-	2BX1 033	50 (A)
Nur für saugseite suction side only	-	•	-	2BX1 036	60 (A)

inkl. Dichtung und Schrauben.
(*) 2BH18 Opp2: Dichtungen sind nicht im Lieferumfang, da nicht erforderlich.
(A) Aluminium Druckguss
(T) Temperguss
(S) Stahl, verzinkt und Temperguss
(G) Grauguss

incl. gasket and screws.
(* 2BH18 Opp2: Seals are not included in the scope of delivery, as not required.
(A) Aluminium die casting
(T) Malleable cast iron
(S) Steel, zinc coated and malleable cast iron
(G) Grey cast iron

FLANSCH FLANGES

90° BOGEN
90° ELBOW



	IEnd	IE3	ATEX		Diameter
G-BH1					
				Bestellnummer Order No.	
2BH1 310	△	•	-	2BX4 313	
2BH1 410	△	-	•	2BX4 314	
2BH1 510	△	-	•	2BX4 315	
2BH1 610	△	•	•	2BX4 315	
2BH1 910	△	-	•	2BX4 319	

Beigelegt bei Lieferung C21 △
Delivery with pump C21 △



Teilespezifikationen herunterladen
| Download Parts Specifications
Scannen Sie, um alle technischen Spezifikationen herunterzuladen | Scan to download all technical specifications.

inkl. Dichtung und Schrauben als Zubehör; im Lieferumfang der Maschine enthalten.
incl. gasket and screws as accessories; included in machine shipment.

ACCESSORIES

ZUBEHÖR ACCESSORIES



BEFESTIGUNGS- ELEMENT

FIXING ELEMENT

FEDERELEMENT (FÜSSE) RUBBER BUFFER (FEET)



FÜR SENKRECHTE AUFSTELLUNG AUF GEHÄUSEDECKEL
FOR VERTICAL MOUNTING ON THE COVER

	IEnd	IE3	ATEX	
G-BH1				
				Bestellnummer Order No.
	2BH1 1.	△	•	2BX2 120
	2BH1 2.	△	•	-
	2BH1 3./14.	△	•	2BX2 120
	2BH1 5.	△	•	2BX2 121
	2BH1 6.	△	•	2BX2 122
	2BH1 8.	△	•	2BX2 123
1 Satz: 3 Stück 1 set: 3 pieces	2BH1 9.	△	•	2BX2 123
	2BH1 91.	△	•	2BX2 123
	2BH1 93.	△	•	2BX2 123
	2BH1 940.	△	•	2BX2 123
	2BH1 943.	△	•	2BX2 126
G-BH2				
				Bestellnummer Order No.
1 Satz: 3 Stück 1 set: 3 pieces	2BH2 0360	△	•	2BX2 123
	2BH2 0540	△	•	2BX2 123
	2BH2 0780	△	•	2BX2 123

Teilespezifikationen herunterladen
| Download Parts Specifications
Scannen Sie, um alle technischen Spezifikationen herunterzuladen | Scan to download all technical specifications.

	IEnd	IE3	ATEX	
G-BH7				
				Bestellnummer Order No.
	2BH7 21.	△	•	2BX2 135
	2BH7 41.	△	•	2BX2 127
1 Satz: 3 Stück 1 set: 3 pieces	2BH7 41.	△	•	2BX2 127
	2BH7 51.	△	•	2BX2 128
	2BH7 61.	△	•	2BX2 128
G-BH100				
				Bestellnummer Order No.
1 Satz: 4 Stück 1 set: 4 pieces	2BH1002	△	•	2BX4 132
	Beigelegt bei Lieferung C27			Beigelegt bei Lieferung B31
	Delivery with pump C27			Delivery with pump B31



BEFESTIGUNGS- ELEMENT

FIXING ELEMENT

FEDERELEMENT (FÜSSE) RUBBER BUFFER (FEET)

FÜR WAAGRECHTE AUFSTELLUNG AUF DER FUSSPLATTE
FOR HORIZONTAL MOUNTING ON THE FOOT PLATE


	IEnd	IE3	ATEX	
G-BH1				
				Bestellnummer Order No.
	2BH1 1.	△	•	2BX4 100
	2BH1 12.	△	•	2BX4 100
	2BH1 13.	△	•	2BX4 100
1 Satz: 4 Stück 1 set: 4 pieces	2BH1 14.	△	•	2BX4 100
	2BH1 5.	△	•	2BX4 101
	2BH1 64.	△	•	2BX4 103
	2BH1 8.	△	•	2BX4 103
1 Satz: 3 Stück 1 set: 3 pieces	2BH1 91.	△	•	2BX4 104
	2BH1 940.	△	•	2BX4 104
G-BH2				
				Bestellnummer Order No.
1 Satz: 4 Stück 1 set: 4 pieces	2BH2 0360	△	•	2BX4 105
	2BH2 0540-1	△	•	2BX4 105
	2BH2 0540-2	△	•	2BX4 103
	2BH2 0540-3	△	•	2BX4 103
	2BH2 0780	△	•	2BX4 103
G-BH9				
				Bestellnummer Order No.
1 Satz: 3 Stück 1 set: 3 pieces	2BH9 2300-1	△	•	2BX4 104

	IEnd	IE3	ATEX	
G-BH7				
				Bestellnummer Order No.
	2BH7 2./73.	△	•	2BX4 101
1 Satz: 4 Stück 1 set: 4 pieces	2BH7 2./74.	△	•	2BX4 101
	2BH7 5./76.	△	•	2BX4 102
G-BH1				
				Bestellnummer Order No.
1 Satz: 4 Stück 1 set: 4 pieces	2BH1 4.-1.3	△	•	2BX4 106
	2BH1 5.-1.3	△	•	2BX4 107
	2BH1 6.-1.3	△	•	2BX4 108

Beigelegt bei Lieferung C27
Delivery with pump C27

Teilespezifikationen herunterladen
| Download Parts Specifications
Scannen Sie, um alle technischen Spezifikationen herunterzuladen | Scan to download all technical specifications.

**EXTRAS
EXTRAS**
ZUSATZ-
SCHALLDÄMPFER
ADDITIONAL
SILENCER



2BX1 | 2BX4

	IEnd	IE3	ATEX	Bestellnummer Order No.	Silencing
G-BH1					
2BH11	•	-	-	2BX4 011	6 dB
2BH12	•	-	-	2BX4 010	4 dB
2BH13	•	-	-	2BX4 011	6 dB
2BH1 40.-...0. 2BH1 40.-0...1. 2BH1 40.-0...2.	-	•	-	2BX4 015	5 dB
2BH1 41. ³⁾	-	•	-		4 dB
2BH1 43.-...0. 2BH1 43.-...1. 2BH1 43.-...2.	-	•	-	2BX4 010	5 dB
2BH1 49.	•	•	-	2BX4 010	5 dB
2BH1 50.	-	•	-	2BX4 010	6 dB
2BH1 51. ³⁾	-	•	-	2BX4 010	5 dB
2BH1 53.	-	•	-	2BX4 010	5 dB
2BH1 59.	-	•	-	2BX4 010	5 dB
2BH1 60.	•	•	-	2BX4 010	7 dB
2BH1 61.	•	•	-	2BX4 010	6 dB
2BH1 63.	•	•	-	2BX4 010	7 dB
2BH1 64.	•	•	-	2BX4 010	6 dB
2BH1 69.	•	•	-	2BX4 010	7 dB
2BH1 80. (OPP2)	•	•	-	2BX4 012 +2BX4 045	7 dB
2BH1 81. (OPP2)	•	•	-	2BX4 012 +2BX4 045	6 dB
2BH1 83. (OPP2)	•	•	-	2BX4 012 +2BX4 045	7 dB
2BH1 90.	•	•	-	2BX4 013	3 dB
2BH1 91.	-	•	-	2BX4 013	3 dB
2BH1 93.	•	•	-	2BX4 013	3 dB
2BH1 940	-	•	-	2BX4 013	3 dB
2BH1 943	-	•	-	2BX4 014	3 dB
G-BH100					
2BH1002	△	-	-	2BX4 135	8 dB

Teilespezifikationen herunterladen
| Download Parts Specifications
Scannen Sie, um alle technischen Spezifikationen herunterzuladen | Scan to download all technical specifications.




Zusatzschalldämpfer inkl. Dichtung und Schrauben.
Additional silencer incl. gasket and screws.

	IEnd	IE3	ATEX	Bestellnummer Order No.	Silencing
G-BH2					
2BH2 0360	-	•	-	2BX4 012	7 dB
2BH2 0540	-	•	-	2BX1 026	3 dB
2BH2 0780	-	•	-	2BX1 028	3 dB
G-BH7					
2BH7 21.-...1.	•	-	-	2BX4 011	4 dB
2BH7 21.-...3. ⁴⁾	-	•	-	2BX4 011	4 dB
2BH7 21.-...4. ⁴⁾	•	-	-	2BX4 011	4 dB
2BH7 22.-...2.	•	•	-	2BX4 011	4 dB
2BH7 22.-...3. ⁵⁾	-	•	-	2BX4 011	4 dB
2BH7 22.-...5. ⁵⁾	•	•	-	2BX4 000	4 dB
2BH7 31.-...1.	-	•	-		
2BH7 31.-...2.	•	•	-	2BX4 011	4 dB
2BH7 31.-...3.	-	•	-		
2BH7 31.-...4.	-	•	-		
2BH7 31.-...5./6. ⁴⁾	-	•	-	2BX4 011	4 dB
2BH7 32.-...4.	•	•	-	2BX4 011	4 dB
2BH7 32.-...5./6. ⁵⁾	-	•	-	2BX4 011	4 dB
2BH7 41.-...1.	-	•	-	2BX4 011	4 dB
2BH7 41.-...2.	-	•	-		
2BH7 41.-...3.	-	•	-		
2BH7 42.-...2.	-	•	-	2BX4 011	4 dB
2BH7 42.-...3.	-	•	-	2BX4 011	4 dB
2BH7 42.-...6. ⁵⁾	-	•	-	2BX4 011	4 dB
2BH7 51.-...	-	•	-	2BX4 011	4 dB
2BH7 52.-...	-	•	-	2BX4 011	4 dB
2BH7 53.-...7. ⁵⁾	-	•	-	2BX4 011	4 dB
2BH7 61.-A	-	•	-	2BX4 011	4 dB
2BH7 62.-A.2./4.	-	•	-	2BX4 011	4 dB
2BH7 62.-A.6./7. ⁵⁾	-	•	-	2BX4 011	4 dB
2BH7 63.-A.6./7. ⁵⁾	-	•	-	2BX4 011	4 dB
2BH7 6.-...N. (saugseite)	-	•	-	2BX4 010	7 dB
2BH7 61.-N.2./4. (saugseite)	-	•	-	2BX4 010	4 dB
2BH7 62.-N.2./4. (druckseitig)	-	•	-	2BX4 010	4 dB
2BH7 62.-N.7. ⁶⁾ (druckseitig)	-	•	-	2BX4 010	4 dB
2BH7 63.-N.7. ⁶⁾ (druckseitig)	-	•	-	2BX4 010	4 dB

Beigelegt bei Lieferung B37 △
Delivery with pump B37 △



ZUVERLÄSSIG
OUTSTANDING
RELIABILITY



WARTUNGSFREI
ZERO
MAINTENANCE



**30 %
ENERGIEEINSPARUNG**
30% ENERGY SAVING



**NIEDRIGER
GERÄUSCHPEGEL**
LOW NOISE LEVEL



**EINFACH ZU
INSTALLIEREN**
EASY TO INSTALL

IEnd

ANDERE SPANNUNGEN | OTHER VOLTAGES

SPANNUNGSBEREICH VOLTAGE RANGE		FESTSPANNUNG FIXED VOLTAGE		87 Hz V	cRU [®] US		2BH1...-...◆◆■ 2BH7...-...◆◆■	
50 Hz V	60 Hz V	50 Hz V	60 Hz V		Δ	Y	◆	■
185-225 Δ / 320-390 V Y	200-240 Δ / 345-415 V Y	-	-	-	•	•	H	1
200-240 Δ / 345-415 V Y	220-275 Δ / 380-480 V Y	-	-	380 V Δ	•	•	H	6
345 - 415 Δ / 600 - 720 V Y	380-480 Δ / 660-720 V Y	-	-	-	•	-	H	7
-	-	500 V Y	575 V Y	-	-	•	C	3
-	-	500 V Δ	575 V Δ	-	•	-	C	5

1~

ANDERE SPANNUNGEN | OTHER VOLTAGES

FESTSPANNUNG FIXED VOLTAGE		cRU [®] US	BH1...-...◆◆■ BH7...-...◆◆■	
50 Hz V	60 Hz V		◆	■
100 / 200	100 / 200	•	V	4
115 / 230	115 / 230	•	V	5

IE3

ANDERE SPANNUNGEN | OTHER VOLTAGES

SPANNUNGSBEREICH VOLTAGE RANGE		*WIRKUNGSGRAD *EFFICIENCY	cRU [®] US	2BH1...-...◆◆■ 2BH7...-...◆◆■ 2BH2...-...◆◆■ 2BH9...-...◆◆■	
50 Hz V	60 Hz V	60 Hz		◆	■
200 V Δ	200 V YY / 230 V Δ / 400 V Y		•	K	1
190-210 V Δ	190-210 V YY / 220-240 V Δ / 380-420 V Y		•	K	6
200 V YY / 230 V Δ / 400 V Y	230 V Δ / 460 V Y		•	K	6
190-210 V YY / 220-240 V Δ / 380-420 V Y	220-240 V YY / 440-480 V Y		•	Q	3
475-525 V Y	550-600 V Y		•	Q	6
220-240 V Δ / 380-420 V Y	440-480 V Y		•	Q	7
400 V Δ / 690 V Y	460 V Δ		•	Q	7

*Die Motoren entsprechen der NEMA MG1-12. NP=NEMA Premium; NEMA Premium beinhaltet IE3. | *The motors according to NEMA MG1-12. NP=NEMA Premium; NEMA Premium includes IE3.



ANDERE SPANNUNGEN | OTHER VOLTAGES

ATEX-KATEGORIE ATEX-CATEGORY	FESTSPANNUNG FIXED VOLTAGE		WIRKUNGSGRAD EFFICIENCY	2BH1...-...◆◆■		Z=
	50 Hz V	60 Hz V		◆	■	
3/2D, 3GD	230 Δ / 400 V Y	460 V Y		D	1	M34, M74
	400 Δ / 690 V Y	460 V Δ		D	6	
	500 V Δ	575 V Δ		D	5	

GELTUNGSVORBEHALTE UND -VORAUSSETZUNGEN

RETENTION OF VALIDITY / CONDITIONS APPLIED

Die Informationen in diesem Katalog enthalten Beschreibungen bzw. Leistungsmerkmale, die im konkreten Anwendungsfall nicht immer in der beschriebenen Form zutreffen bzw. sich durch Weiterentwicklung der Produkte ändern können. Die gewünschten Leistungsmerkmale sind nur dann verbindlich, wenn sie bei Vertragsabschluss ausdrücklich vereinbart werden. Liefermöglichkeiten und technische Änderungen vorbehalten. Die Abbildungen sind unverbindlich, Maßangaben sind gerundet.

Für die Diagramme und Tabellenwerte in diesem Katalog gelten folgende Bedingungen:

KENNLINIEN
Die Kennlinien gelten für Förderung von Luft von 15°C am Saugstutzen bei einem Luftdruck von 1.013 mbar mit einer Toleranz von ±10 %. Die Gesamtdruckdifferenzen gelten bis zu einer Ansaug- und Umgebungstemperatur von 40°C.

SCHALLDRUCKPEGEL
Messflächenschalldruckpegel nach EN ISO 3744, gemessen in 1 m Abstand bei mittlerer Drosselung und einer angeschlossenen Schlauchleitung auf der Druckseite (Vakuumbetrieb), Saugseite (Kompressorbetrieb); ohne Begrenzungsventil. Toleranz ± 3 dB(A).

VAKUUM UND DRUCKBEGRENZUNGSVENTIL
Die Druckbegrenzungswerte der Ventile beziehen sich auf eine Ansaug- und Umgebungstemperatur von 25°C.

The information in this catalog may contain descriptions or features which do not always exactly apply in real applications, or which may change owing to further product development. The required features are not binding unless explicitly agreed upon conclusion of a contract. Delivery and technical modifications reserved. The illustrations are not binding, dimensions are approximate only.

The following conditions apply for the diagrams and values quoted in the tables of this catalog:

PERFORMANCE CURVES
The performance curves are valid for compressing air at 15°C at the inlet flanges with an air pressure of 1,013 mbar and a tolerance of ±10 %. The total pressure differences are valid up to an intake and ambient temperature of 40°C.

SOUND PRESSURE LEVEL
Measuring level per EN ISO 3744 at the measuring surface, measured at a distance of 1 m and a middle throttling with pipes connected and a vacuum-relief valve is not fitted. Tolerance ± 3 dB(A).

VACUUM AND PRESSURE RELIEF VALVE
The pressure limit of valves are based on a suction and ambient temperature of 25 °C.

TOLERANZEN UND NORMEN

TOLERANCES AND STANDARDS

TOLERANZEN
Die Motoren sind nach DIN EN 60034 / DIN IEC 60034-1 und Wärmeklasse F ausgeführt:



DREIPHASEN-DREHSTROM
Festspannungen einschl. ATEX: ± 10 %
Spannungsbereiche: ± 5 %

EINPHASEN-WECHSELSTROM
Festspannungen: ± 5 %

FREQUENZ ± 2 %

Die Motoren entsprechen den genannten IEC- bzw. Euro-Normen. Die Euro-Normen ersetzen die nationalen Normen in den folgenden europäischen Mitgliedsländern: Deutschland (VDE), Frankreich (NF C), Belgien (NBNC), Großbritannien (BS), Italien (CEI), Niederlande (NEN), Schweden (SS), Schweiz (SEV) u.a. Zudem entsprechen die Maschinen verschiedenen nationalen Vorschriften.

DIE NORMEN
IEC 60034
UL 1450 USA,
CAN/CSA C22.2 No. 68-09 Kanada,

UL/CSA ZERTIFIZIERUNG
Die mit  gekennzeichneten Spannungen und Spannungsbereiche sind nach UL 1450 und CAN/CSA C22.2 No. 68-09 zertifiziert. Maschinen, die diesen Bestimmungen genügen, sind gekennzeichnet mit dem Zertifizierungsprüfzeichen . Andere Zertifizierungszeichen werden von Verbrauchern, Behörden und Versicherungsunternehmen in den USA und Kanada nicht mehr akzeptiert.

TOLERANCES
The motors comply with DIN EN 60034 / DIN IEC 60034-1 and Insulation Class F:



THREE PHASE CURRENT
Fixed voltages incl. ATEX: ± 10 %
Voltage range: ± 5 %

SINGLE PHASE CURRENT
Fixed voltages: ± 5 %

FREQUENCY ± 2 %

The motors comply with the stated IEC- and European norms. The European norms replace the national standards of the following member states: Germany (VDE), France (NF C), Belgium (NBNC), Great Britain (BS), Italy (CEI), Netherlands (NEN), Sweden (SS), Switzerland (SEV) and others. The machines also comply with various national standards.

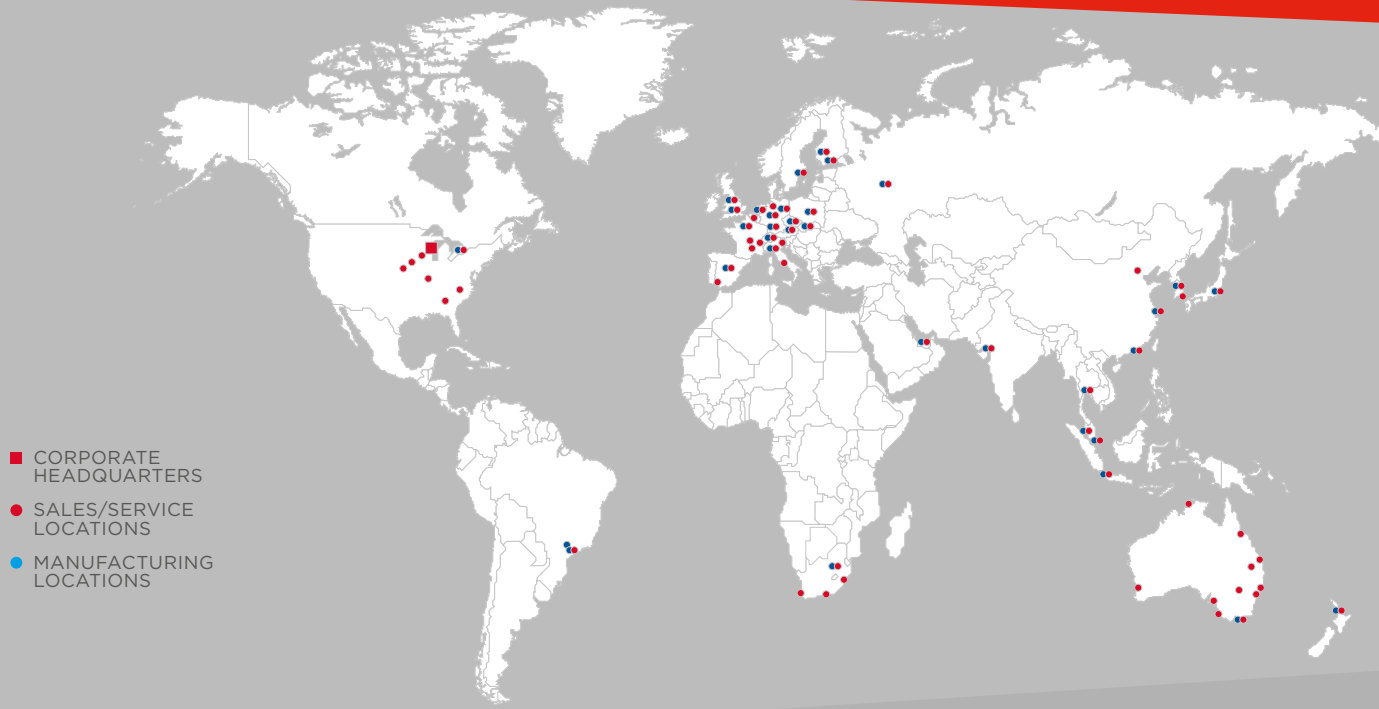
THE STANDARDS
IEC 60034
UL 1450 USA,
CAN/CSA C22.2 No. 68-09 Canada,

UL/CSA RECOGNITION
Voltages and voltage ranges marked with  are recognized according to UL 1450 and CAN/CSA C22.2 No. 68-09. Machines complying with these regulations are labelled with the component recognition mark. Other component recognition marks are no longer accepted  by consumers, regulating authorities and insurance companies in the U.S.A. and Canada.

We have locations throughout the world to better supply and support you. Our expert local service personnel speak your language.



Elmo Rietschle[®]

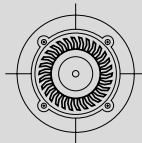


- CORPORATE HEADQUARTERS
- SALES/SERVICE LOCATIONS
- MANUFACTURING LOCATIONS

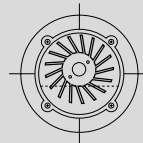
ELMO RIETSCHLE
LOW PRESSURE & VACUUM SOLUTIONS
www.elmorietschle.com



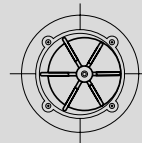
F-SERIES
Radial



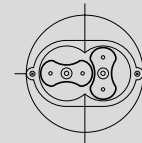
G-SERIES
Side Channel



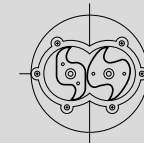
L-SERIES
Liquid Ring



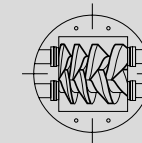
V-SERIES
Rotary Vane



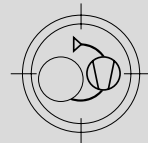
R-SERIES
Rotary Lobe



C-SERIES
Claw



S-SERIES
Screw



X-SERIES
Systems